



Office of the City Forester Licensed Tree Service Contractor Meeting

Oct 20th, 2023

8:30am

Carla Madison Rec Center

Doing Business with Parks & Recreation

- Register your company with Rocky Mountain e-purchasing system (BidNet)
www.rockymountainbidsystem.com
 - View bid opportunities & submit bids
 - Registration is free!
- Confirm your NIGP categories in BidNet
- Anticipated bid/contract opportunities 2023 & 2024
 - o annual parkway tree pruning
 - o on-call tree maintenance in parks, public right-of-ways, and private property
 - o on-call tree planting and watering
 - o Emerald Ash Borer pesticide treatment
- Additional information & resources
 - <https://www.denvergov.org/Government/Agencies-Departments-Offices/Agencies-Departments-Offices-Directory/Parks-Recreation/Get-Involved-with-Denver-Parks-Recreation/Bidding-Opportunities>
 - Call 800-835-4603 for BidNet assistance



BidNet Webpage

The screenshot displays the BidNet website interface. At the top left is the logo for "bidnet direct. powered by m2 commerce". Navigation links include "Bid Search", "Participating Agencies", "Purchasing Groups", "Vendor Solutions", and "Buyer Solutions". On the top right, there are "Login" and "Vendor Registration" buttons. A search bar with the placeholder "Search by Keywords or Bid Title" and a "Find Bids" button is located below the navigation. The main banner features a mountain landscape with the text "Rocky Mountain E-Purchasing System" and "Rocky Mountain government bids & RFPs". A logo for "ROCKY MOUNTAIN e-purchasing system" is also present. Below the banner, the heading "Rocky Mountain E-Purchasing System" is followed by a welcome message: "Welcome to RMEPS! All participating local government purchasing departments invite interested vendors to register for exclusive access to RFPs, bids and awards on the Rocky Mountain E-Purchasing System. Registered vendors benefit from more bid information in a central location, less paperwork and an easier method of doing business with Wyoming & Colorado local governments. Please register to access open bids and RFPs. Bids published before September 6, 2016 may be found at the Legacy site." To the right, a "Vendor Registration" box contains the text: "Grow your government business in Colorado and Wyoming! Register today to receive real-time notifications of matching bids, access documents & receive real-time addendum." and a "REGISTER NOW" button with a right arrow. Below the text, there are tabs for "Open Solicitations" and "Closed Solicitations". A filters section shows "433 Groups Bids" and "187 Statewide & Federal Bids" with a link "What's the difference?". Below this, it says "433 Open Solicitations" and "Order By Published Date (Newest first)". At the bottom of the screenshot, a Windows taskbar is visible with the search bar "Type here to search", several application icons, and system tray icons including the date and time "7:44 AM 9/22/2023".

Doing Business with Parks & Recreation

- Denver Revised Municipal Code (DRMC) Chapter 20 – Finance, Article VII – *Prompt Payment to Contractors, Vendors, Suppliers of Goods and Services to City and Lessors of City Requirements:*
 - Contractors and subcontractors to pay prevailing wages for alteration, improvements, repairs, maintenance, and construction work
 - City to pay for completed and accepted work within 35 days of receipt of a responsive invoice
 - City to approve or reject invoice within 10 days of receipt
 - Primes to pay subs and suppliers within 7 days of receiving payment from the City
 - Interest penalties apply if payment is not made timely to prime from City, and to sub if not made timely by prime

Denver Payment Process Training sign-up: <https://www.denvergov.org/Business/Contract-Administration/Contractor-Resources#section-8>

Doing Business with Parks & Recreation

Become a certified small, minority-owned, or women-owned business with the City today!

- Certification creates opportunity for your company to grow and thrive
- Small Business Enterprise (SBE) certification
 - been in business at least 6 months
 - eligibility determined by business size or annual gross revenues
- Minority/Women-Owned Business Enterprise (MWBE) certification
 - been in business at least 6 months
 - at least 51% of company ownership must be members of economically/socially disadvantaged groups (*women, Hispanic, Asian, Black, Native American*)
- Cost & time associated with certification

<https://www.denvergov.org/Government/Agencies-Departments-Offices/Agencies-Departments-Offices-Directory/Economic-Development-Opportunity/Do-Business-with-the-City/Certification>

Questions for Finance?



Office of the City Forester (OCF) Focus;

- Health and well-being of the Urban Forest
- Safety of the Public Right of Way (PRW)
 - Both Public and those performing tree work
- We do not perform private property health checks unless there is a potential safety issue that could impact the PRW or a communicable disease/infestation concern (i.e. visible cavities, hanging/detached limbs, Ips, DED, etc)
- Property owners are encouraged to get bids and educated on how to hire licensed tree contractors
- Date tree work must be completed is on the City Forester's Notice
 - Do not count on a property owner receiving an extension
 - If date cannot be met, owner instructed to find another company that can (safety vs aesthetics or general health)
- Please let us know if you contract with a property owner that has a tree on notice

Safety of Our Citizens and Contractors

- City Forester's Notices/Administrative Citations will be issued for:
 - Not wearing PPE
 - If PPE is on the job site but not worn, CFN/AC issued to worker
 - If PPE is not provided by company, company is issued CFN/AV
 - Lack of traffic control/blocked sidewalks (OCF and/or DOTI)
 - Flop/drop in to PRW without closure
 - Vehicles without signage; All vehicles, including any towed equipment must be labelled with min 2" lettering on both sides (name of company and phone #)
 - **Unpermitted** work
 - Other as listed in Rules & Regs
- Citations; \$150, \$500, \$999 (ongoing)
- Suspension/Revocation of license



Code/Rules & Regulations Updates

- City Forester authority to promulgate rules and regulations
 - Ordinance calls out specific topics; planting, spacing, replacing, diversity, tree protection, safe work practices, testing of licensed contractors, etc.
- Rules & Regs update, from Jan 2023
- How impacts your business;
 - If you plant trees; rules for diversity, approved species, prohibited/suspended species, spacing/location, planting standards
 - Tree Preservation and Protection requirements
(business opportunities)
 - Mitigation/appraisal
 - Pruning and Safety Requirements per ANSI and Industry BMPs
 - Tree Service Licensing

Tree Service Licensing

- You must be licensed to do tree work in CCD
- Licenses are issued by the Dept of Excise & License, testing and approval by OCF
- Individual people are license holders – not the company
- Notify OCF and Ex & License if you leave your current company, change company names, and/or change contact info
- If subcontracting, the subcontractor **MUST** also be licensed
- Ornamental and Sawyer license holders may not leave the ground (exception for Ornamental: to sheer evergreens using a step ladder no more than 12')
- You must have and maintain the required documentation
- AND...



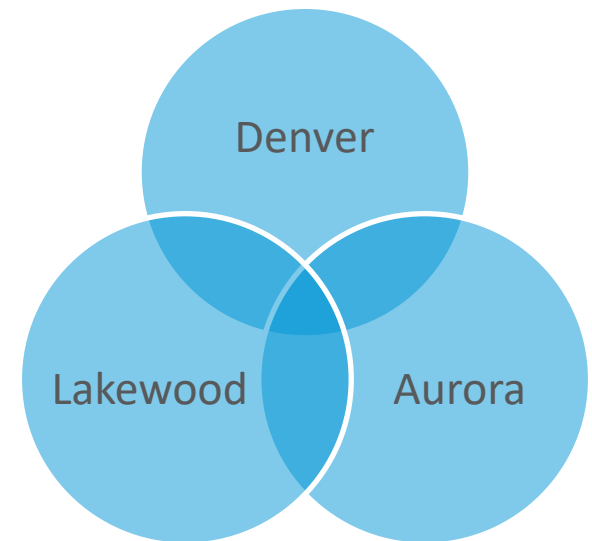
Current Insurance Documents

- YOU MUST keep all insurance current with Ex & Lic and OCF
 - Submit insurance documentation to OCF at Forestry@denvergov.org
 - List us as secondary certificate holders and we will receive a copy when sent to you
 - If we do not receive insurance documentation, your license is considered suspended
 - You will be dropped from the Licensed Tree Contractor List
 - Repeat offenders could have license revoked



Reciprocal Cities and Testing

- Denver, Aurora, and Lakewood; will communicate applicant results
- If your license is revoked, you will be required to retest
- Denver licenses issued by the Dept of Excise & License, testing and approval by OCF
- If you have ISA Cert Arborist, no written test / ISA Cert Tree Worker, no field test
- Testing fees;
 - Written = \$35 / each time administered
 - Field = \$85 / each time administered
- Testing (need to start process with Ex & Lic)
 - You must schedule tests with OCF (email or call office)
 - Must have notarized waiver and insurance docs prior to testing
 - Written testing any day of the week during business hours
 - Must obtain a score of 70% to pass, valid for 6 months
 - Must pass written before can take field test
 - Field test; scheduled twice monthly, 2 hour time allocation
 - Must pass Tree ID before proceeding with remaining field portion (update)
- Retests
 - 30 day wait period between tests
 - If passing score is not reached on 3 attempts, calendar year wait period to retest




Licensed Tree Contractor List

- Includes information on how to hire and check credentials and licensure
- Puts responsibility on property owners to obtain best price and research companies
- Licensed Tree Contractor List contains
 - Company name, License type, Phone number, Email address, Wood re-use
 - *Info is listed as entered on your Ex & License application*
- Alphabetical listing
- Will be updated monthly
- No current insurance, will be dropped from the list
 - this includes insurance that will expire in the month (less than 30 days)
- Check our site monthly, if you are not on the list and you are current on documentation, call or email us

Office of the City Forester

Denver's street trees are under regulation of the City Forester, but their maintenance is a responsibility shared by adjacent property owners. **Permits are required** prior to the removal or planting of any street trees. Request a permit by [filling out this form](#). The Office of the City Forester is responsible for the direct maintenance of public trees within parks and designated parkways, along with oversight of privately maintained trees per [Municipal Code, Chapter 57](#), and the overall quality of Denver's urban tree canopy.

Quick Links:



Find more information and tree resources:



Forestry Notices & Special Projects

Find information on special projects, along with public service announcements and other important forestry notices.



Urban Forest Strategic Plan

Denver Parks and Recreation and the Office of the City Forester are creating Denver's first Urban Forest Strategic Plan! We're looking for feedback from the community to help create our plan and ensure it reflects an equitable vision for the future of Denver's urban forest.



Licensed Tree Service Contractors List

Denver's vegetation ordinance requires that anyone performing tree care services including pruning and removing be licensed as a "Tree Service Company." View the list of companies who have passed the minimum list requirements of the Office of the City Forester.

Dept of Excise & License; Tree Service License

The business of cutting, trimming, pruning, or removing trees. If you have more questions, please see Forestry's Tree Service Contractors [webpage](#).

DRMC Sec. 57-71. - Required.

It shall be unlawful for any person to engage in the business of, or receive compensation for, cutting, trimming, pruning or removing trees, without first procuring a license therefor from the director of excise and licenses.

(Ord. No. 517-93, § 1, 7-6-93; Ord. No. 1017-17, § 3, 10-16-2017)

How to Apply for a NEW License

- **There are three ways to apply:**
- **Online:**
- To submit your application, please go to this [online application](#), fill it out, attach all required documents and submit online. After applying, you will receive an invoice to pay fees. You cannot pay fees until you have received an invoice. Visit the [online payment process page](#) or watch the ["How to pay online" video](#) for more information.
- **Mail:**
- Applicants can mail their application with fees to:
- City and County of Denver
Department of Excise and Licenses
201 W. Colfax Ave., Dept. 206
Denver, CO 80202
- **In person:**
- Department of Excise and Licenses
201 W. Colfax Ave., Dept. 206
Denver, CO 80202

Required Docs / Fees for New Applications

- [Tree service license application\(PDF, 1MB\)](#) (Only required if mailing in application or applying in person, not required for online form application process)
- [Valid state or federally issued ID](#)
- Certificate of automobile liability insurance - minimum of \$150,000 of coverage.
- Commercial general liability insurance - minimum of \$500,000 for large tree and \$100,000 for ornamental/ground work.
- Certificate of worker's compensation insurance or [notarized worker's compensation waiver\(PDF, 135KB\)](#)
- **Application fee:**
\$25
- **License fee:**
\$25

How to RENEW an Existing License

- **There are three ways to apply:**
- **Online:**
- To submit your application, please go to this [online application](#), fill it out, attach all required documents and submit online. After applying, you will receive an invoice to pay fees. You cannot pay fees until you have received an invoice. Visit the [online payment process page](#) or watch the ["How to pay online" video](#) for more information.
- **Mail:**
- Applicants can mail their application with fees to:
- City and County of Denver
Department of Excise and Licenses
201 W. Colfax Ave., Dept. 206
Denver, CO 80202
- **In person:**
- Department of Excise and Licenses
201 W. Colfax Ave., Dept. 206
Denver, CO 80202

Required Docs / Fees for Renewal Applications

- Current certificate of automobile liability insurance - minimum of \$150,000 of coverage.
- Current commercial general liability insurance - minimum of \$500,000 for large tree and \$100,000 for ornamental/groundwork.
- Current certificate of worker's compensation insurance or [notarized worker's compensation waiver\(PDF, 135KB\)](#).
- **License fee:**
\$25

Renewal Time Frame

- Licenses must be renewed on or before the expiration date to avoid penalty fees.
- There is a 90-day grace period from the expiration date when licenses can be renewed by paying the license and the penalty fees. If a license is not renewed before it expires, operations must cease until it is renewed.
- **First 30 days of grace period:** 20% penalty fee
- **Days 31 to 90:** 50% penalty fee
- **After 90 days:** Licensees must apply for a new license and OCF testing fees will apply

License Requirements

- **License must be displayed**
- Excise and Licenses will email a professional license to all licensees. This license (or a clear picture of it) must always be displayed.
- **Requirement to keep contact information up to date**
- Email licenses@denvergov.org to notify the Department of any contact information changes (place of business, onsite manager, etc.). These updates must be submitted within 72 hours of the change.
- **Requirement to renew annually**
- Licenses expire annually. It is unlawful to operate with an expired license. A renewal application must be filed before the license expires.

Dept of Excise & License

- Questions?
- For general questions email licenses@denvergov.org or call 720-913-1311 (311)
- Operational Supervisor I:
Noemi Venegas – Noemi.Venegas@denvergov.org
- To view all our license types please visit: [Business Licensing Center](#)

OCF Webpage Link


Office of the City Forester

Denver's street trees are under regulation of the City Forester, but their maintenance is a responsibility shared by adjacent property owners. [Permits](#) are required prior to the removal or planting of any street trees. Request a permit by [filling out this form](#). The Office of the City Forester is responsible for the direct maintenance of public trees within parks and designated parkways, along with oversight of privately maintained trees per [Municipal Code, Chapter 57](#), and the overall quality of Denver's urban tree canopy.

Quick Links:


[Licensed Contractor List](#) | [Make a Forestry Payment](#) | [Contact the Forestry Team](#) | [Online Permit Form](#)

Find more information and tree resources:




Forestry Notices & Special Projects

Find information on special projects, along with public service announcements and other important forestry notices.




Urban Forest Strategic Plan

Denver Parks and Recreation and the Office of the City Forester are creating Denver's first Urban Forest Strategic Plan. We're looking for feedback from the community to help create our plan and ensure it reflects an equitable vision for the future of Denver's urban forest.




Licensed Tree Service Contractors List

Denver's vegetation ordinance requires that anyone performing tree care services including pruning and removing be licensed as a "Tree Service Company." View the list of companies who have passed the minimum test requirements of the Office of the City Forester.




Tree Resources for Property Owners

Find information about notices and citations, maintenance of right-of-way trees, planting, pruning and removal guidelines, hiring a tree service company, and other tree-care tips.




Street Tree Permits, Demolition & Construction Inspections

Permits are required prior to the removal or planting of any street trees in the right-of-way. Proper tree protection must be maintained throughout all residential demolition and new construction.




Storms & Tree Damage

Severe weather and heavy snow storms can cause downed trees, broken limbs, and large amounts of debris. Find more information about how to coordinate efforts on private property and the public right-of-way adjacent to your property.




Tree Service Contractor Resources

Division IV of Denver's Vegetation Ordinance (Chapter 57) requires that anyone performing tree care services including pruning and removing be licensed as a "Tree Service Company." Find more information on becoming a licensed company.



Land Developer & Contractor Resources

In order to protect an established tree from damage or destruction and to enhance the tree's chance of survival after construction activities on the zone lot are completed, the owner shall take and maintain protection measures throughout the course of demolition or construction.



Contact the Forestry Team


Inquire about inspections, operations, parkways, special programs and more.

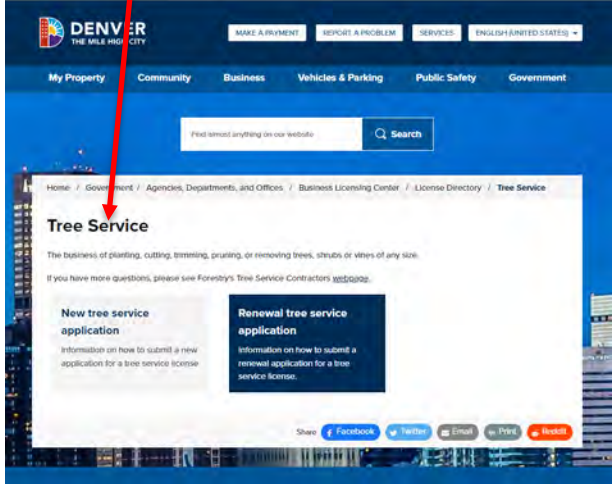
Home / Government / Agencies, Departments, and Offices / Parks & Recreation / Trees & Natural Resources / Office of the City Forester / **Tree Service Contractor Resources**

Tree Service Contractor Resources

Tree Service License Renewals

The Office of the City Forester is no longer accepting renewal payments nor issuing renewal licenses. Tree Service Licenses are renewed and issued by the **Denver Business Licensing Center, Department of Excise & Licenses**. License holders may choose to renew their license via email/online, in person or by mail. [Find more information on the Department of Excise & Licenses Tree Service License webpage.](#)

 Division IV of Denver's Vegetation Ordinance (Chapter 57) requires that anyone performing tree care services including pruning and removing be licensed as a "Tree Service Company."



The screenshot shows the Denver City website's navigation menu with options like 'My Property', 'Community', 'Business', 'Vehicles & Parking', 'Public Safety', and 'Government'. A search bar is present. The main content area is titled 'Tree Service' and includes a search bar, a brief description of tree services, and two prominent buttons: 'New tree service application' and 'Renewal tree service application'. Social media sharing icons for Facebook, Twitter, Email, Print, and Share are at the bottom.

Questions for Excise and Licensing?



Permits: Dept of Transportation and Infrastructure

All things Right of Way Street Occupancy (permits, moratorium calendars, maps, etc):

<https://www.denvergov.org/Government/Agencies-Departments-Offices/Agencies-Departments-Offices-Directory/Department-of-Transportation-and-Infrastructure/Programs-Services/Right-of-Way-Services>

- Any tree business conducted in the PRW needs a permit
 - Must have DOTI approval for closures in the PRW
 - Anything protruding into the PRW is defined as occupying the PRW and would require a street occupancy permit; ie- outriggers, chippers, cones, etc
 - Keeps EMS and traffic moving and safe
- Since 2009, tree service contractors able to purchase an annual street occupancy permit for residential streets for \$50.00 per each registered piece of equipment
 - Annual permits are printed through E Permits and are tied to that specific equipment
 - You will need license plate number or vehicle registration
 - New vehicles/equip can be added to annual permit during the year for \$50

Permits – Residential/Local Streets

- Generally defined as neighborhood streets without striping
- Must keep a copy of the annual permit in/on each piece of equipment to avoid receiving ticket from Parking Enforcement
- Contractor must set up work zone per traffic control plan that meets the Manual on Uniformed Traffic Devices (MUTCD) requirements
 - There are plans you can obtain online (see previous link, street occupancy section)
 - Lack of compliance can result in a \$500 penalty



Permits – Street Occupancy, Collectors/Arterials

- Beyond the Annual Permit, you must obtain a [Street Occupancy Permit](#)
 - Cost is \$50.00 if you have your annual permit (normally \$50 - \$5000)
- Traffic control plan must be submitted by a qualified traffic control supervisor and is a separate issue/cost from the City's Street Occupancy Permit
 - Must have email address on RSOP application form and include your annual license number in additional comments section
 - Must include plan on request for permit
 - All requests are date specific and pertain to the conditions related to the closure. Notify your district inspector if the date changes (previous link has map of district inspectors)
- Must allow 5 business days to process
- Arterial work time restrictions weekdays; 8:30am to 3:30pm

Holiday street restrictions: see previous link, Street Occupancy section

Emergency Situations

- Do the job that is required with traffic control per MUTCD.
- Must report issue to your district inspector within 1 hour for Permitting
- Call Office of the City Forester ASAP to inform of situation

Permits – Parking Meter

- Parking meter request can be requested online at <https://prdwmq.etimspayments.com/pbw/include/denver/meterinput.jsp> or the permit counter at Wastewater bldg. (2000 W 3rd Ave). Call ahead
- Cost is \$25.00 per meter
- 48 hours prior notice

Emergency Situations

- Do the job that is required with traffic control per MUTCD
- Must report issue to your district inspector within 1 hour for Permitting
- Call Office of the City Forester ASAP to inform of situation



Posting For No Parking; No Meters

- 1. No Parking Signs** must be posted 48 hours in advance. Signs must follow MUTCD format and be min 18" x 24". Must state on the sign the following information:
 - No Parking Anytime
 - Tow Away Zone
 - Date
 - Contractor name
 - Phone number
- 2. Take pictures** of completed setup with visible background showing location clearly. Have date and time stamp on photos

Posting For No Parking: No Meters

3. Send Email to michael.maestas@denvergov.org and ROWEProjects@denvergov.org and copy forestry@denvergov.org.

- Attach pictures and body of email must state:
 - This email is to inform you that *[insert contact person's name and phone number]* have posted “No Parking, Tow Away Zone” signs at *[insert full address here, description of location and length of posting here. For example; 123 Test St, east end of Test St PRW for the length of approximately 200 yards]*. The signs were posted on *[insert date and time include am or pm]*. *[Insert company name]* will be completing tree work that impacts the parking area at this location and will need the area clear for safety reasons. **This tree work has been ordered by the Office of the City Forester and is official City business.*** Thank you.

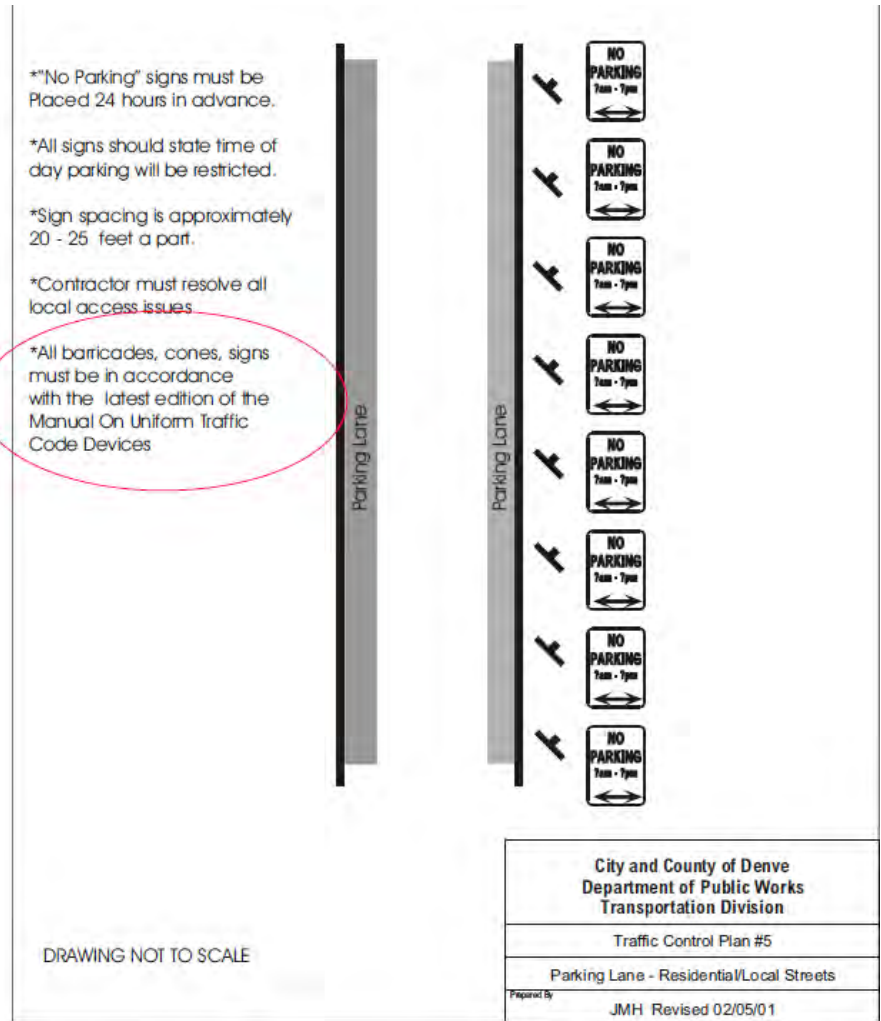
**Only use the highlighted portion if a City contractor or tree is on notice from the Office of the City Forester*

Posting For No Parking: No Meters

4. To have cars towed call:
720-913-1600

For emergency situations call:
720-913-2000

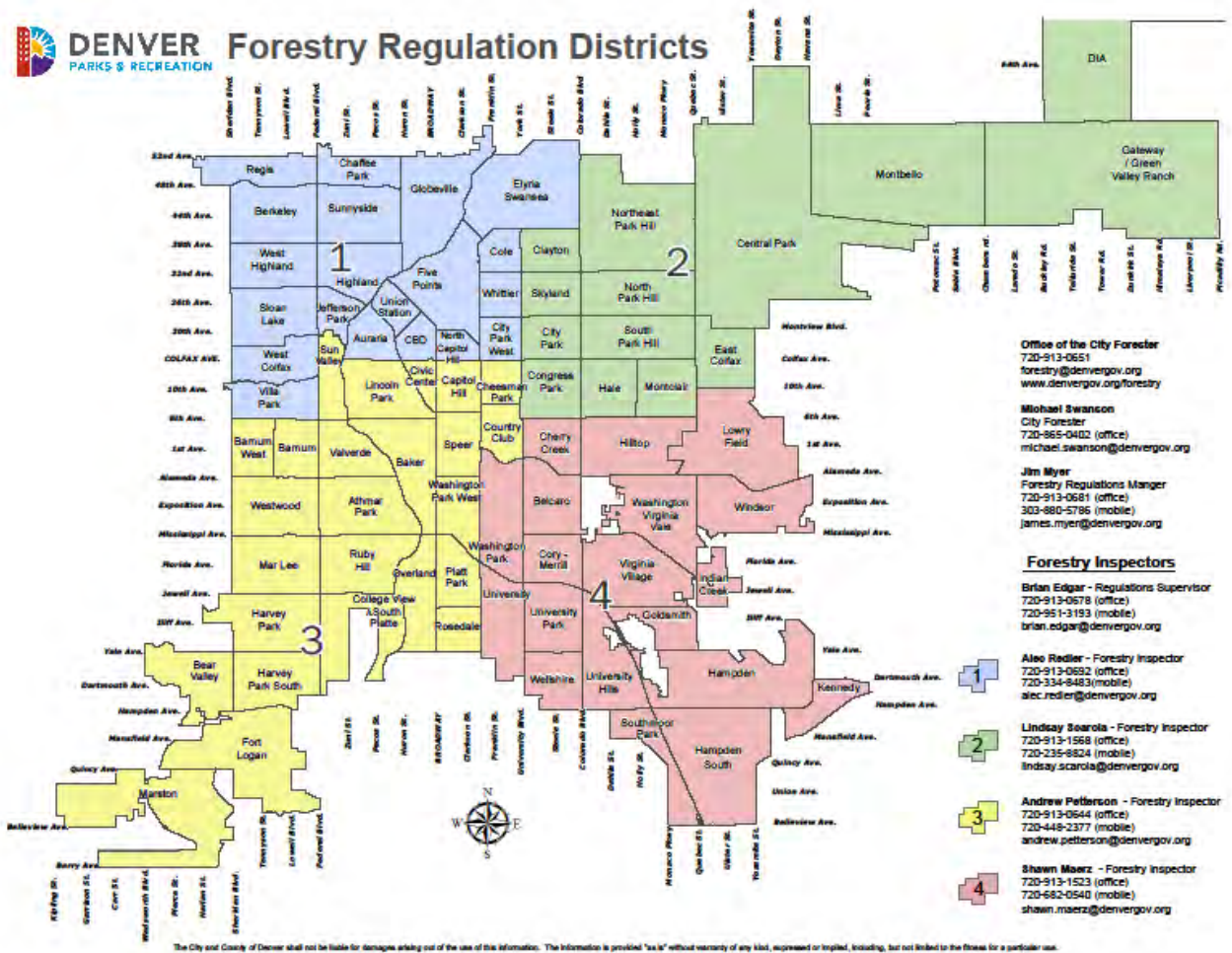
All Barricades, cones, signs must be in accordance with the latest edition of the Manual On Uniform Traffic Code Devices



Questions for DOTI?



Office of the City Forester; Inspection Districts



OCF Required Permits

- Required for the following for **all** public space trees, including Parkways
 - Removal/planting
 - All trunk injection treatments
 - Installation of any, and all attachments
 - Removal of setback trees in Residential Development *if there is any question if it is protected, contact forestry
- Before performing any tree work on Parkway trees, contact the OCF for approval

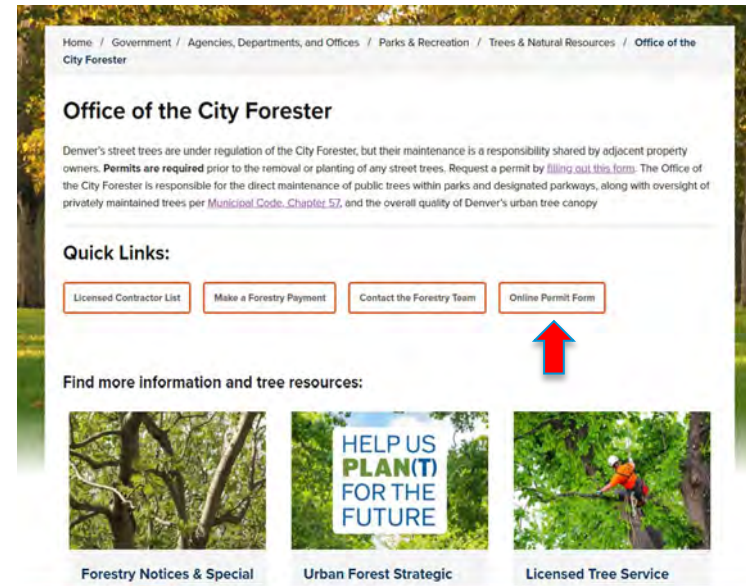


OCF Required Permits

- Wait for permit to be approved and issued BEFORE doing any work
- If a PRW tree is removed without a permit – the City may charge the appraised value of the tree and issue a CFN/AC
- If a permit is denied and the tree is removed – the City will charge 3 times the appraised value of the tree and issue a CFN/AC, possible suspension/revocation of license
- If an unapproved tree is planted without a permit, removal may be required

Permit Requests

- All permits are now filled out online
- Fill out all the information known
 - company info
 - permit type
 - location of work and date
 - tree species and SID
 - address of work, etc.)
- If the tree is on notice – the permit will be issued within 2 business days
- If the requested tree work is not on notice, the Regulations staff will process the request in 3 - 5 days
- Do not contact the Inspector directly – this will slow down your permit
- If you do not receive your permit w/in the above time frame, call us



Example Permit



City Forester Permit Request

567 09/28/2023 8:43 AM

Contractor Information	
Company Name:	Brian's Tree Care
Contractor Address:	123 Tree St.
City:	Denver
Zip Code:	68025
Contractor Phone Number:	7209130678
Contractor Email:	brian.edgar@denvergov.org
Permit Type	
What type of forestry permit are you requesting?	Tree Removal
Project Type:	Privately Contracted (non-construction/non-development tree work)
City Project Number or Title (if applicable):	
Property Address:	101 W Colfax Ave
Zip Code:	80205
Estimated Date of Work:	10/02/2023
Tree Removal	
Please attach pictures of the tree to be removed, including a photo that includes the whole tree:	Spooky tree.png
Tree Injection	
Pesticide to be applied:	
Target pest:	
Is the tree injection for a single address or multiple?	

Please upload a spreadsheet that includes all addresses to receive tree injections:	
Tree Information	
Do you have a 6-digit Site ID Number?	Yes
Do you have a Site ID Number?	
Tree Details - Tree 1	
Species	Burr Oak
Trunk Diameter	16
Site ID Number (if available)	361858
Tree Details - Tree 2	
Species	
Trunk Diameter	
Site ID Number (if available)	
Tree Attachment	
Please describe what what is being attached to the tree, along with its installation method:	
Project Information	
Property Owner or Project Manager Name:	City of Denver Forestry
Phone Number:	7209130678
Address:	101 W. Colfax Ave
Zip Code:	80205
Email:	brian.edgar@denvergov.org
Special Instructions/Other Comments:	
Please list any other comments or instructions relevant to your permit request:	This is a Fake Tree for the Powerpoint

Public Right of Way (PRW)/Setback Guideline

The PRW graphic was removed as it caused some confusion. It was replaced with the following:

- **Property Owner Responsibilities**

- Property owners are important partners in keeping Denver's urban forest healthy. [City code](#) requires owners to maintain trees on private property along with any trees located within the public right-of-way adjacent to their property.
- As a property owner in the City and County of Denver, it is important to know where your property lines are located, including the Public Right-of-Way line (PRW). Some documents that may help you locate the PRW include a property deed, plat or survey. The city also maintains a database of maps that may be helpful, [search using the property address](#). Using these resources will not provide the exact legal location of the property or PRW line, but can guide you to the general location.
- Consulting a professional land surveyor is the only way to determine with absolute accuracy the location of a property line. You can also consult the city's public tree inventory to help determine if a tree in question is public or private [searching by address](#). If you are unsure of the location or ownership of an existing tree or where to plant a new tree, please contact the Office of the City Forester for assistance.

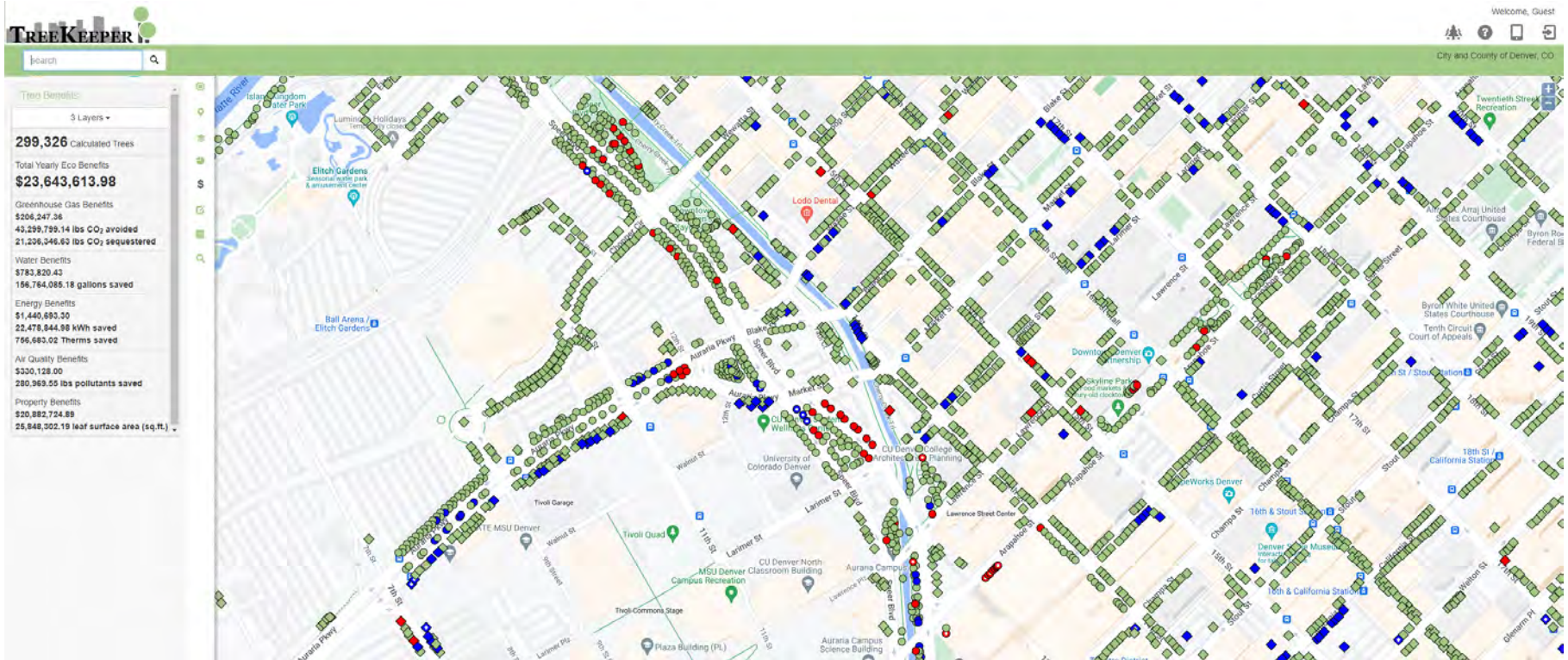
Public Right of Way (PRW)/Setback Guideline

Why is this important to you?

- You are responsible for obtaining the required tree work permits when applicable
- Homeowners may not always know where their property lines are, leading to unapproved work resulting in
 - Legal issues
 - Financial liability
 - Suspension or loss of license
- Contractors/homeowners may not be honest with you, hoping to trick you into tree work that may result in the above issues

TreeKeeper

<https://denverco.treekeepersoftware.com/>



TreeKeeper

- Switch to Mobile app in top right
- Enter address in top left

The screenshot displays the TreeKeeper web application interface. At the top left, there is a search bar containing the address "201 w colfax ave" and a search icon. Below the search bar, the text "Address Lookup: 201 w colfax ave" is visible. The main area of the interface is a map of Denver, Colorado, showing a grid of streets and numerous green tree icons representing tree locations. The map is centered on the area around 201 W Colfax Ave. In the top right corner, there is a navigation menu with a "Welcome, Guest" message and a mobile app icon highlighted with a red box. On the left side, there is a sidebar with the following data:

299,326 Calculated Trees

Total Yearly Eco Benefits
\$23,643,613.98

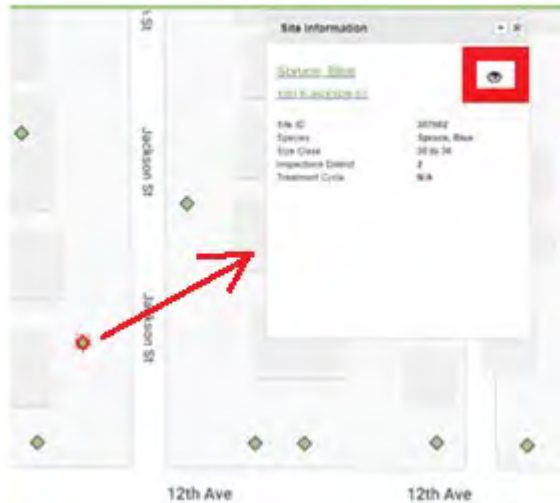
Greenhouse Gas Benefits
\$206,247.36
43,299,799.14 lbs CO₂ avoided
21,236,346.63 lbs CO₂ sequestered

Water Benefits
\$783,820.43
156,764,085.18 gallons saved

Energy Benefits
\$1,440,693.30
22,478,844.98 kWh saved
756,683.02 Therms saved

TreeKeeper

- Zoom in to location and click on icon to get information



- Click on eyeball icon, new window opens with more info options



Treekeeper

Site Information

Inspections (125555): Boxelder

Boxelder

1152 N FILLMORE ST.

Site ID	125555
Species	Boxelder
Condition	Fair
Size Class	18 to 24
Treatment Cycle	N/A
Inspections District	2
Comments	2" deadwood

Select a Rule

Apply Rule

Insect & Disease; What's Happening Now?

Update on Emerald Ash Borer (*Agrilus planipennis* Fairmaire)

- Confirmed in Larimer County, cities of Boulder, Gunbarrel, Longmont, Lafayette, Superior, Broomfield, Westminster, Erie, Arvada, Thornton, **Littleton**
- Continuing Park and Pkwy ash treatments
 - Bark banding, injections, soil drench, replacement, ash phloem reduction
- Continuing PRW ash treatments and PRW ash replacement
 - Trunk injection or bark banding of ≥ 12 " DBH in fair or better condition
 - GAP program (replacing ≤ 12 " DBH, lower fair condition and under)
- <https://beasmartash.org/tree-pests/emerald-ash-borer/>



Arboday.org

What's Happening Now?

- **Dutch elm disease** (*Ophiostoma novo-ulmi* and *Ophiostoma ulmi*)
- Invasive fungal pathogen that clogs the vascular system and causes wilt and death in elms
- Spread by two species of elm bark beetle: European elm bark beetle (*Scolytus multistriatus*) and the banded elm bark beetle (*S. schevyrewi*)
- **Symtoms:** leaf curling, yellowing then browning, flagging; curled or shriveled leaves stay on tree. Peeled branches show brown/black vascular streaking.



The smaller European elm bark beetle top view.

Photo by Mike Ferro




Adult banded bark beetle (US Forest Service)



Vascular streaking (Bartlett Tree Experts)

What's Happening Now?

- **Sampling:** suspected DED infections should be sampled and sent to CSU for culturing and confirmation.
- To effectively culture the sample must contain live, streaked tissues; dead tissue will not work, nor will live, unaffected tissues; transition zone is best.
- Start with flagging areas, move back sampling and peeling (cleaning hand saw and knife with disinfectant between each cut) until streaking is detected.
- **Treatments:** only preventive, as pruning out affected areas is very rarely successful
- Systemic fungicide injections on root flare: drill 1.5 holes per 1 inch DBH and insert T's up and down in S- shape pattern. Release air from lines before injecting. Use sharp drill bits and replace every 3-5 trees
- Arbotect macroinjections DO NOT prevent root graft infections; must manually sever roots down to ~36 inches



Images from CSU Extension

What's Happening Now?

Spruce Ips/Beetle (*Ips Hunteri*)

- Metro area experiencing high threshold of pressure for 4th year in row
- This insect requires a preventative application
 - Bark spray timed prior to adult emergence/flight
 - Three applications usually necessary in high pressure areas – coverage is KEY
 - Can benefit from a preventive Trunk Injection applied in fall as well, if foliar isn't a viable option (lasts up to 3 years with high rate)
- Always 2, sometimes 3 flights of adults per season
- Prefers to attack stressed and overmature large trees, rarely if ever in trees less than 20' tall
- HASTY removal is warranted
(CCD Notice is removed in 14 days)
- [CSU Extension; Ips Beetles](#)



Images from CSU Extension

What's Happening Now

- Ips engraver beetle vs. cytospora canker
- Ips kills trees top down, cytospora from bottom up
- No chemical treatment for cytospora canker, but research shows growth regulators can help



Photo: Kelly Burns USDA Forest Service



Photo: Morton Arboretum



Photo: Morton Arboretum

What's Happening Now?

- **Kermes scale:** soft scale, one generation per year; crawler emerge late spring or early summer – crawler emergence best observed from the field
- **Oak Lecanium:** very similar looking to kermes- redder in color, less globular
- Large, brown/tan globular scale insects, resemble small galls.
- Associated with drippy blight bacterial pathogen; to control the drippy blight the Kermes must be controlled
- **Treatments:** dormant oil sprays, Pyriproxifen (distance), dinotefuran products, flupyradifurone (altus)



Photo by John Obermeyer



Photo by Joe Boggs OSU Extension



Photo by Cliff Sadof

What's Happening Now?

Tussock Moth (*Orgyia pseudotsugata*)

- Eats Needles on the tops of trees or branches
- Late Spring: May- begins as developing insects migrate upwards in the tree
- Damage mimics Ips Engraver. If starting at the top of the tree, isn't necessarily fatal
- One Female can lay up to 300 eggs
- Most juveniles are wind dispersed, and only adult male moths can fly
- Sprays should target as juveniles migrate upward
- Hairs on Caterpillars are an irritant to skin/itchy/rash



Images from [CSU Extension; Douglas-fir Tussock Moths](#)

Thank you.
Please feel free to contact us with questions.

Office of the City Forester
Forestry@denvergov.org
720-913-0651
www.denvergov.org/forestry