

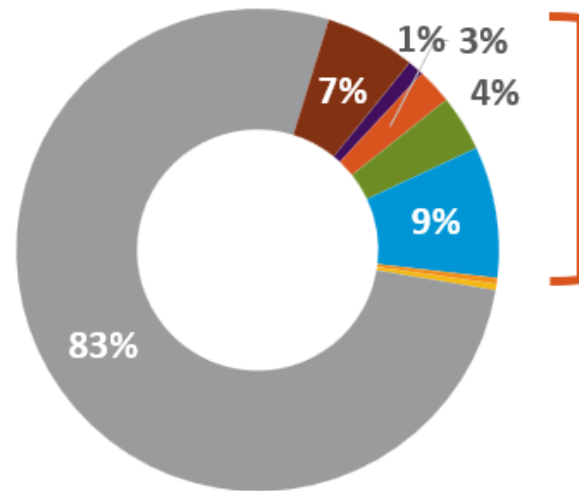
# Community Engagement

Citywide Participation in the Last 18 Months

# Participation in City Planning

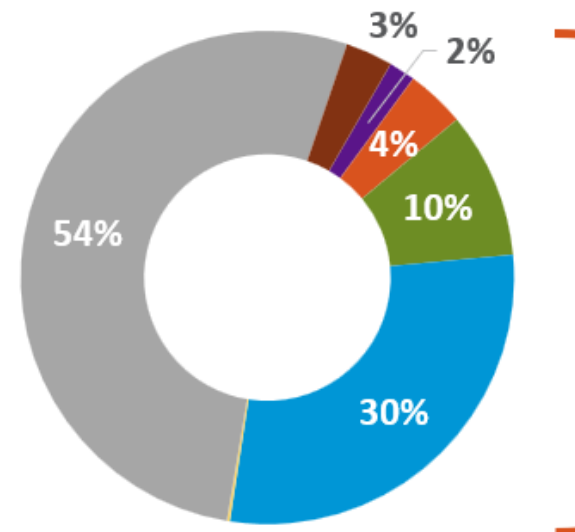
## Race & Ethnicity – Who’s Speaking for Whom?

Engagement in Planning



**17% Overall Engagement**

Denver Population



**46% Denver Demographics**

- American Indian or Alaska Native
- Hispanic, Latino, or Spanish
- White

- Asian
- Middle Eastern or North African (0%)
- Other Races/Ethnicities

- Black or African American
- Native Hawaiian or Other Pac. Islander (0%)

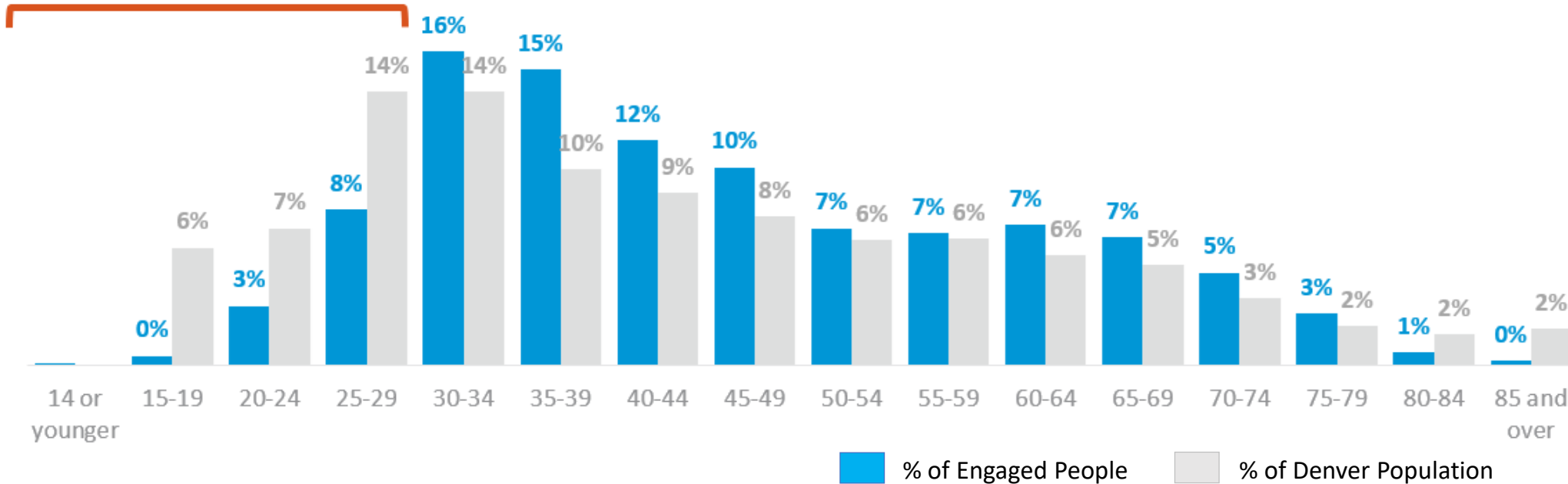
*\*Respondents may select more than one race/ethnicity*

# Participation in City Planning

## Age Groups – Who's Informing the Future?

PS Engagement vs. Denver Population

**27% Denver pop.**  
**11% Our engagement**

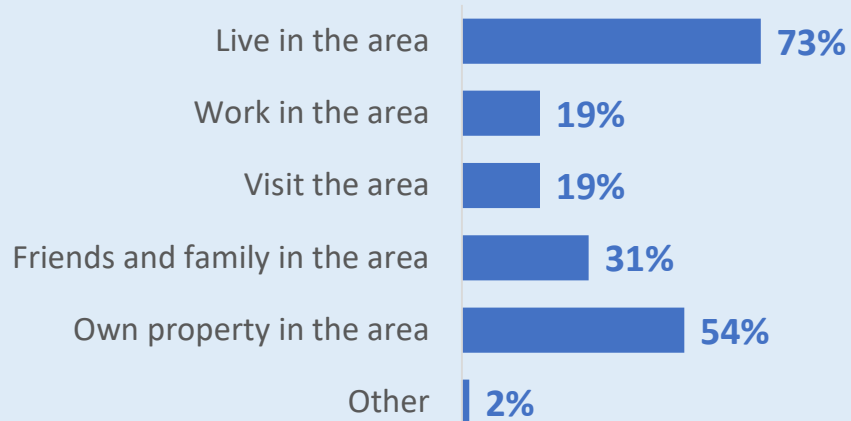


# Community Conversations Survey

**564** community members have taken the survey, answering more than **8,300** questions and providing **2,200** comments

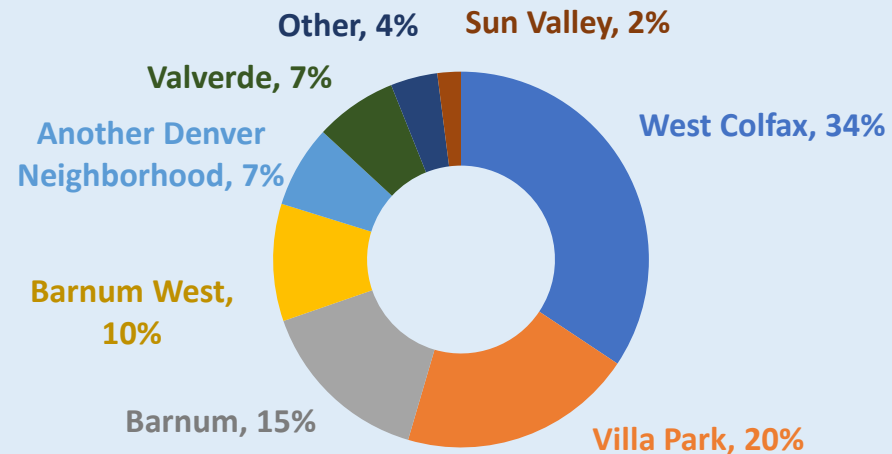
## Q: "What is your connection to the West Area?"

(Select all that apply; % of respondents)



Total = 564; Source: West Area Plan Kick-Off Survey

## Q: "Where do you live?" (% of respondents)

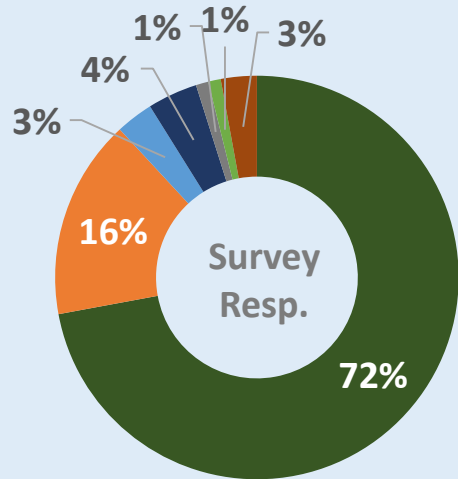


Total = 564; Source: West Area Plan Kick-Off Survey

# Community Conversations Survey

## Race & Ethnicity of respondents so far...

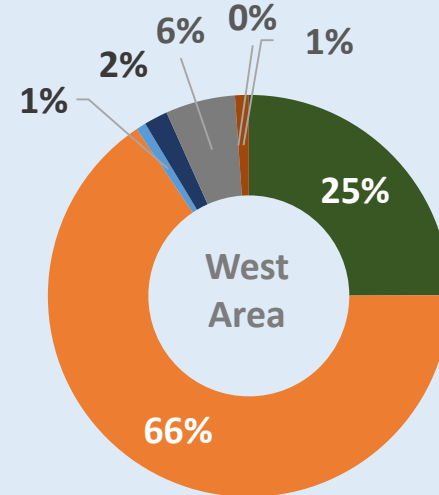
**Q: "What is your race and/or ethnicity?"**  
(Survey Respondents; % of respondents)



- White
- Hispanic, Latino or Spanish Origin
- American Indian or Alaska Native
- Asian
- Black or African American
- Middle Eastern or North African
- Native Hawaiian or other Pacific Islander
- Other Races or Two or More Races

Total = 524; Source: West Area Plan Kick-Off Survey

**For comparison: West Area Demographics** (% of total pop.)



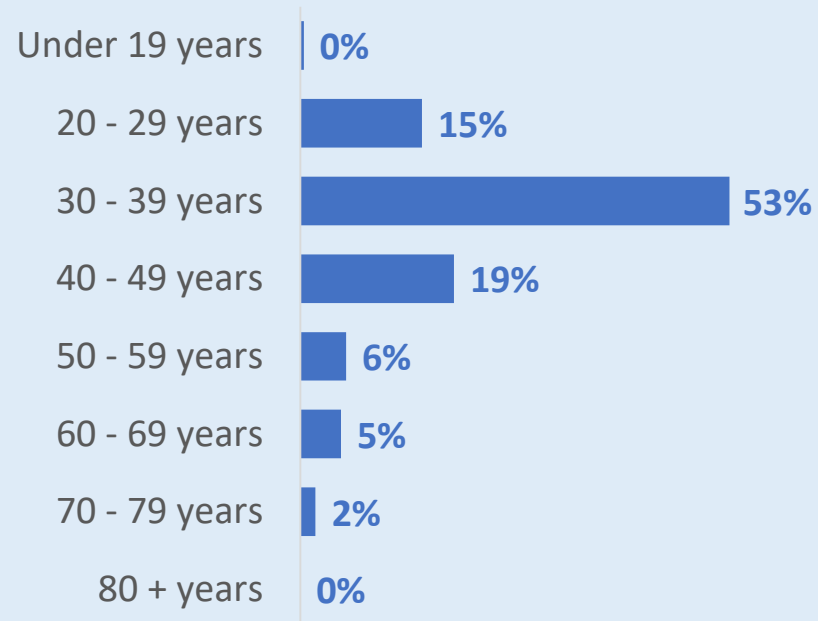
- White
- Hispanic, Latino or Spanish Origin
- American Indian or Alaska Native
- Asian
- Black or African American
- Middle Eastern or North African
- Native Hawaiian or other Pacific Islander
- Other Races or Two or More Races

Total Pop: 37,259; Source: ACS Census Data 2013 – 2017

# Community Conversations Survey

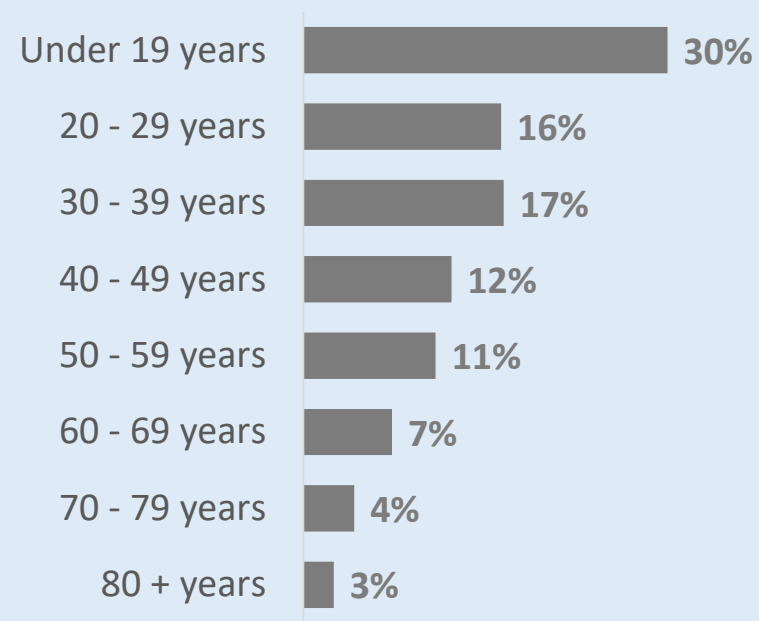
## Age of respondents so far...

**Q: "How old are you?"**  
*(% of respondents)*



Total = 524; Source: West Area Plan Kick-Off Survey

**For Comparison: Age Distribution in  
West Area Neighborhoods**  
*(% of total population)*



Total Pop: 37,259; Source: ACS Census Data 2013 - 2017

# Kick Off Meeting

## Community Engagement Feedback Summary

# What makes community conversations and meetings great?

- Cross-Cultural Respect & Understanding
- Community Representation, Community Leader Involvement, including Community Experts
- Building Connections to Others
  - Small Groups
  - Good facilitation and time keeping for equity
- Food & Meeting Support
  - Making it Appealing/Easy for People to Attend
- Attending Existing Community Meetings

# Where is a good place to meet in our community?

## Public Spaces

- Exercise Activities
- On Transit
- Basketball Courts
- Joseph Martinez Park

## School Locations

- Elementary

## Business Locations

- Raices Brewing Company
- Talk to Business Owners
- Talk to patrons and employees
- Grocery Stores

## Neighborhoods

- Individual Homes
- House Parties
- Along Colfax  
*(Handsome Little Devils)*

# What organizations are important to your community? Where should we hold meetings?

- **Public Places**

- Libraries
- Green Places where children play → parks and recreation

- **Schools**

- After School Programs
- Schools

- **Police Department**

- PD District 4 → they hold Spanish speaking meetings

- **Private Businesses and Community Spaces**

- Grocery stores
- Mi casa, Raíces, Sun Valley Kitchen

# Goals for Engagement

- What do we want to achieve by interacting with community, organizations, all of the stakeholders?
- What metrics should we use to measure our progress toward reaching our goals?
- What are the goals?
  - Three are proposed, are they right?
  - Do they need revisions?
  - Are there others that should be included?

# Community Issues & Priorities

What We've Heard So Far...

# VISION ELEMENTS - ELEMENTOS DE LA VISIÓN

A community's vision and values are based upon those found in Comprehensive Plan 2040 and in Blueprint Denver

La vision y valores de la comunidad se basan en los que encontramos en el Plan Comprensivo 2040 y en Blueprint Denver.

Where do you see these vision elements in your neighborhood? Where could they be better?

¿Dónde ves éstos elementos de la visión en tu vecindario? ¿Dónde se podrían mejorar?



In 2040, Denver is an equitable, inclusive community with a high quality of life for all residents, regardless of income level, race, ethnicity, gender, ability or age.

En 2040, Denver será una comunidad equitativa e inclusiva con una alta calidad de vida para todos los residentes, independientemente del nivel de ingresos, raza, origen étnico, sexo, capacidades o edad.



In 2040, Denver's neighborhoods are complete, unique and reflective of our diverse history

En 2040, los vecindarios de Denver serán completos y únicos, y reflejarán nuestra historia diversa.



In 2040, Denver is connected by safe, high quality, multimodal transportation options.

En 2040, Denver estará conectada por opciones seguras de transporte combinado y de alta calidad



In 2040, Denver is a global city with a robust economy that reflects the diversity of our community

En 2040, Denver será una ciudad global con una economía robusta que refleje la diversidad de nuestra comunidad



In 2040, Denver is a thriving, sustainable city connected to nature and resilient to climate change.

En 2040, Denver será una ciudad próspera, sostenible, conectada a la naturaleza y resistente al cambio climático

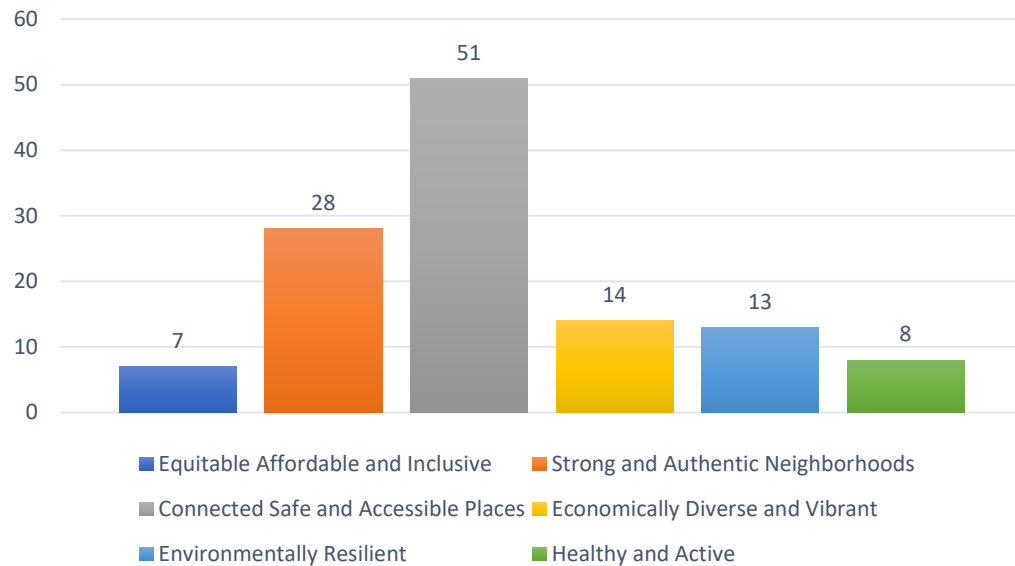


In 2040, Denver is a city of safe, accessible and healthy communities.

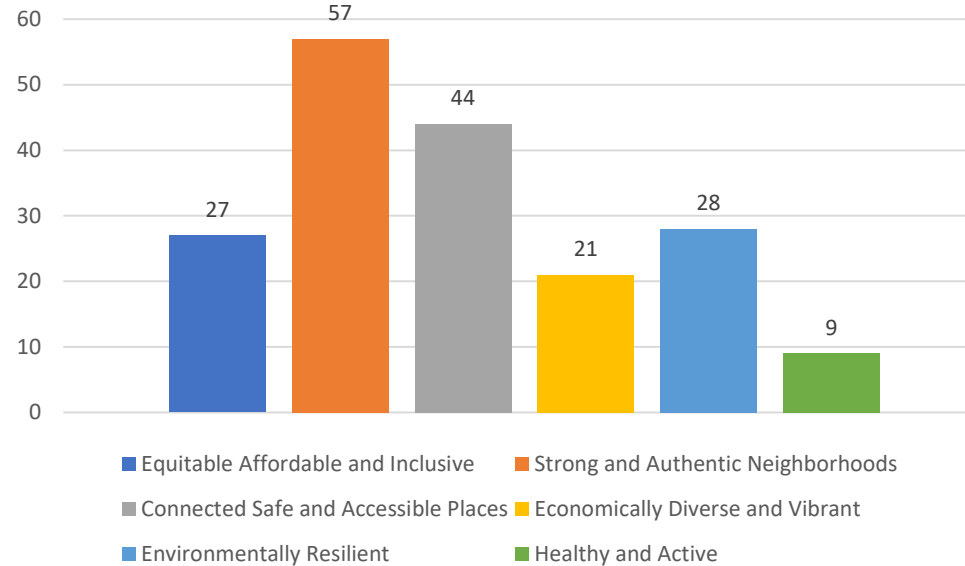
En 2040, Denver será una ciudad segura, accesible y con comunidades saludables.

# Kick-off Event Feedback

### Weaknesses by Vision Element

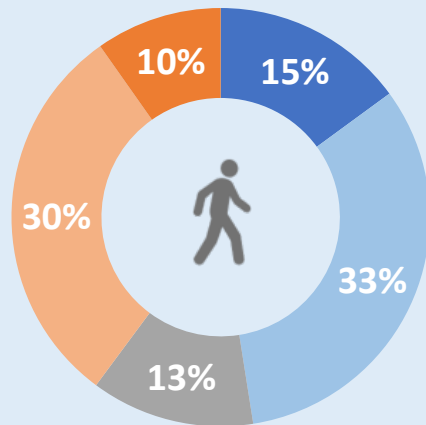


### Opportunities by Vision Element



# Current Results: Walking and Biking

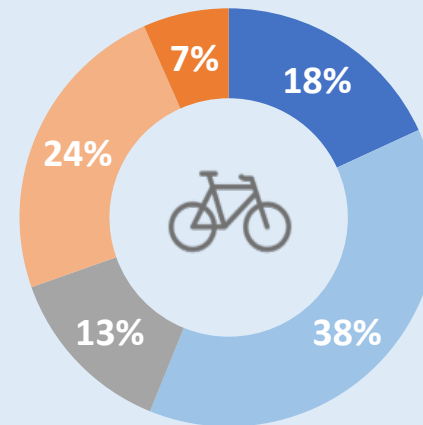
**Q: "How easy or difficult is it to walk in your neighborhood?"**  
(% of respondents)



- Very easy
- Somewhat easy
- Neutral
- Somewhat difficult
- Very difficult

Total = 522 ; Source: West Area Plan Kick-Off Survey

**Q: "How easy or difficult is it to bike in your neighborhood?"**  
(% of respondents)

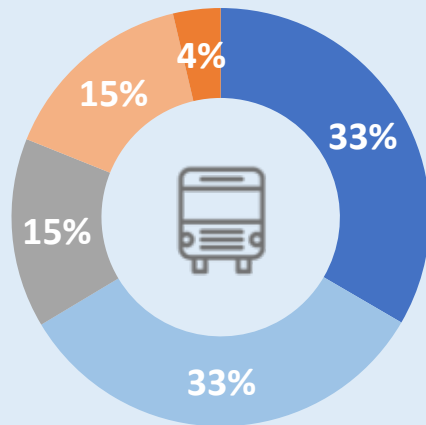


- Very easy
- Somewhat easy
- Neutral
- Somewhat difficult
- Very difficult

Total = 513 ; Source: West Area Plan Kick-Off Survey

# Current Results: Transit and Safety

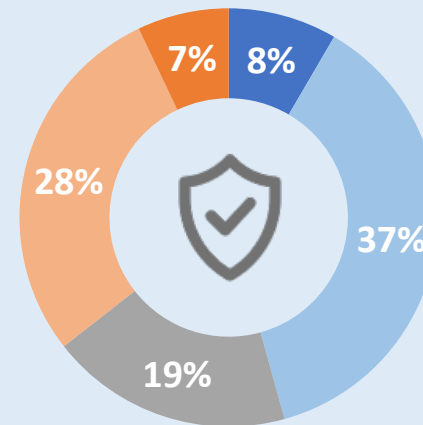
**Q: "How easy or difficult is it to take transit in your neighborhood?"**  
*(% of respondents)*



- Very easy
- Somewhat easy
- Neutral
- Somewhat difficult
- Very difficult

*Total = 518 ; Source: West Area Plan Kick-Off Survey*

**Q: "How safe or unsafe do you feel in your neighborhood?"**  
*(% of respondents)*



- Very safe
- Somewhat safe
- Neutral
- Somewhat unsafe
- Very unsafe

*Total = 523 ; Source: West Area Plan Kick-Off Survey*

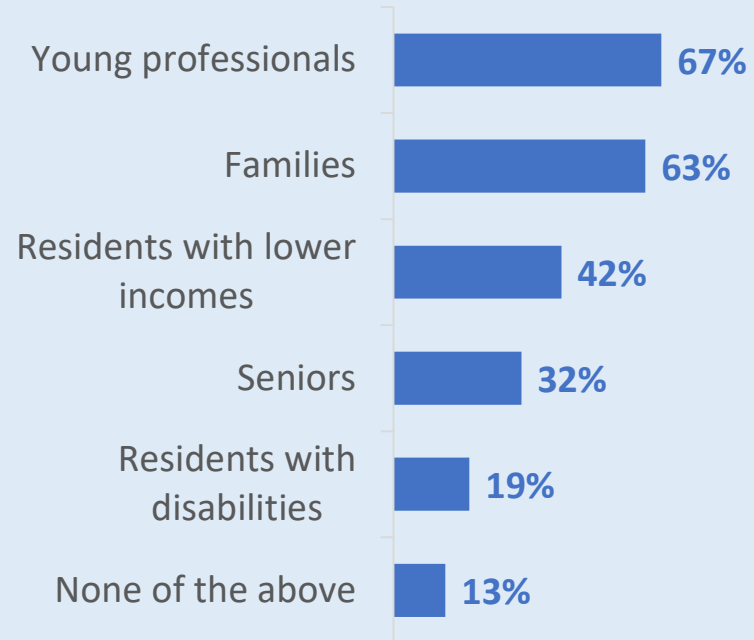
# Current Results: Businesses and Housing

**Q: “How easy or difficult is it to meet your daily needs with businesses in your neighborhood?”** (% of resp.)



Total = 520 ; Source: West Area Plan Kick-Off Survey

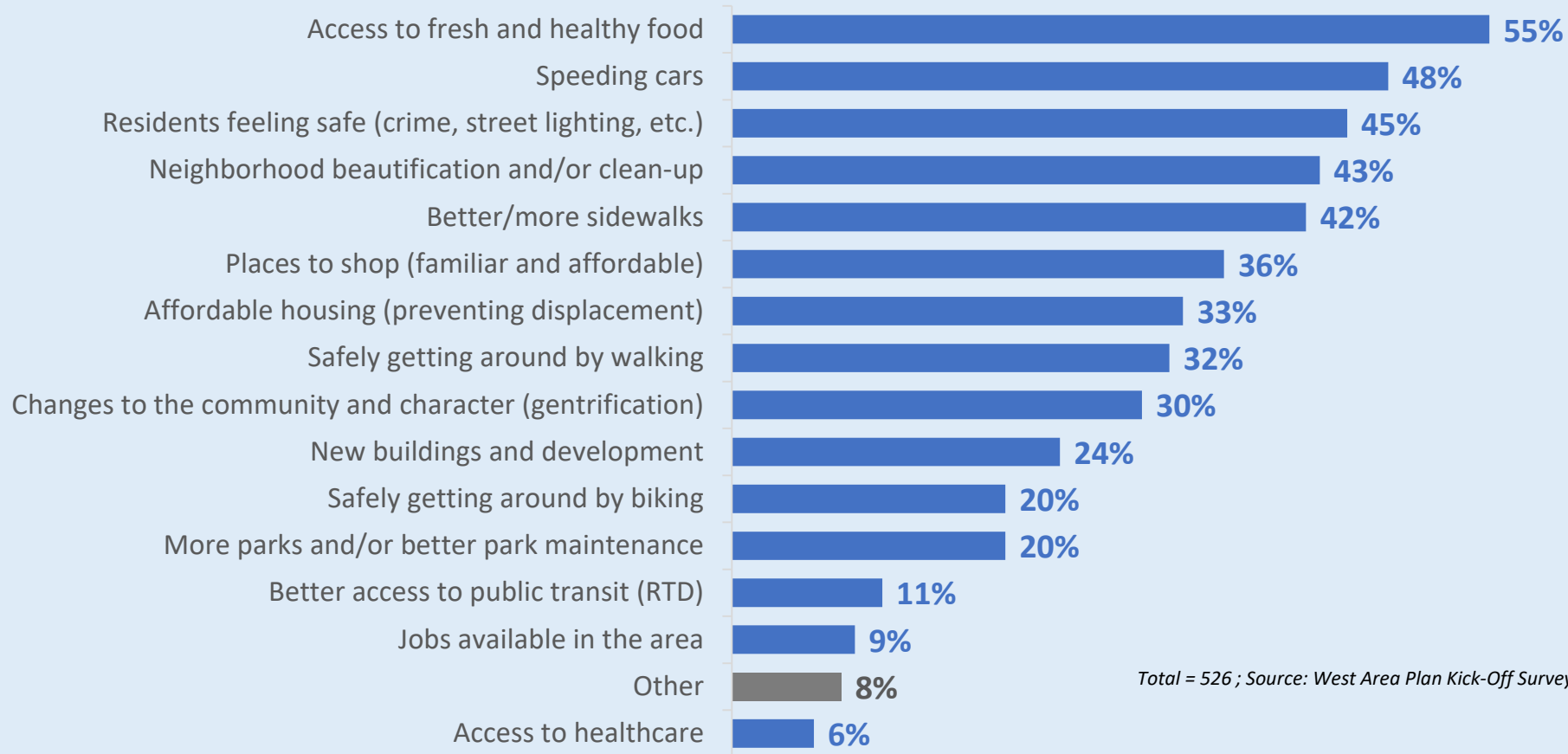
**Q: “Does your neighborhood offer good housing options for the following groups?”** (% of respondents)



Total = 499 ; Source: West Area Plan Kick-Off Survey

# Current Results: Important Challenges

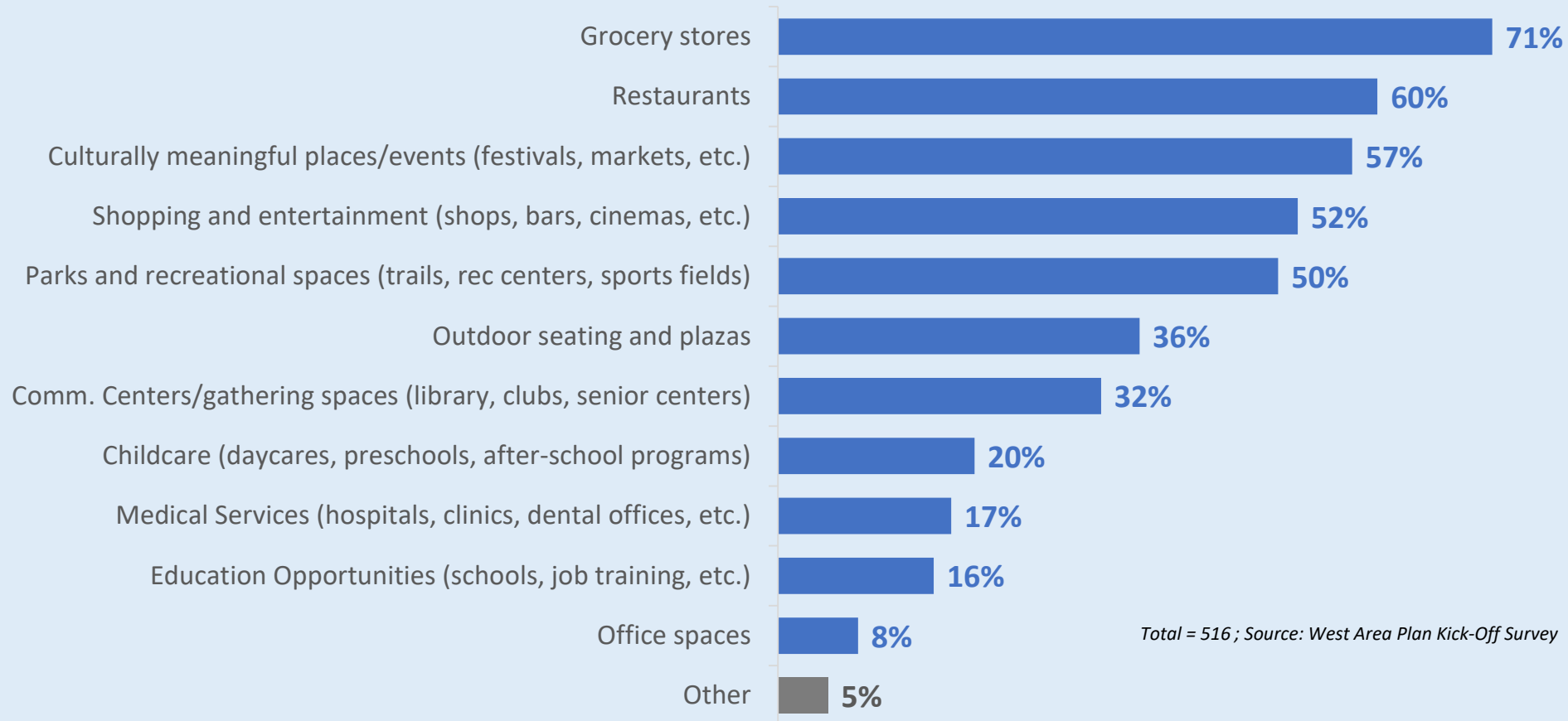
Q: "What are the 5 most important challenges that should be addressed in your neighborhood?" (Choose up to 5; % of respondents who selected)



Total = 526 ; Source: West Area Plan Kick-Off Survey

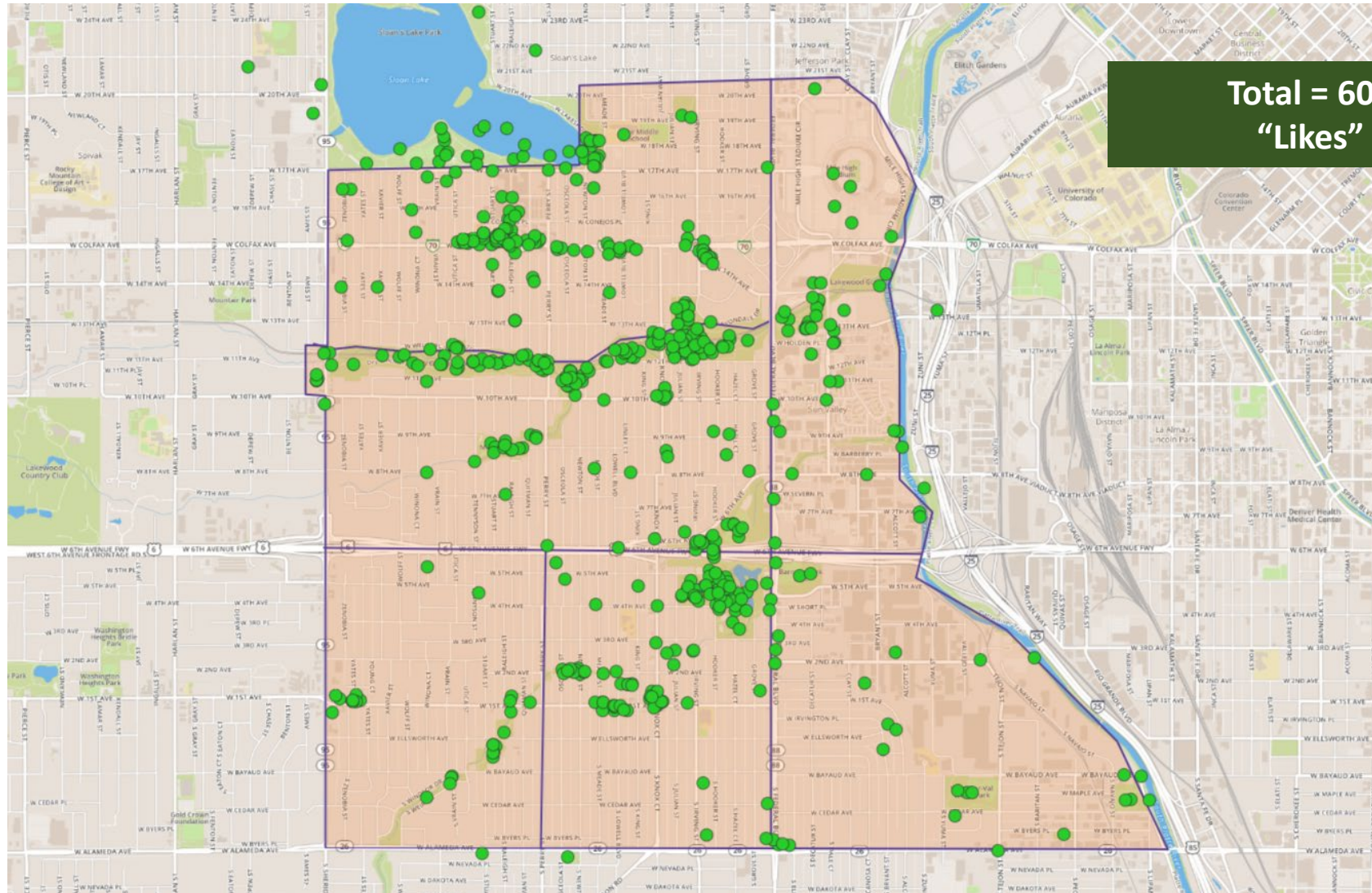
# Current Results: Places and Activities

Q: “What kinds of places and activities are most important to you in your neighborhood?” (Choose up to 5; % of respondents who selected)



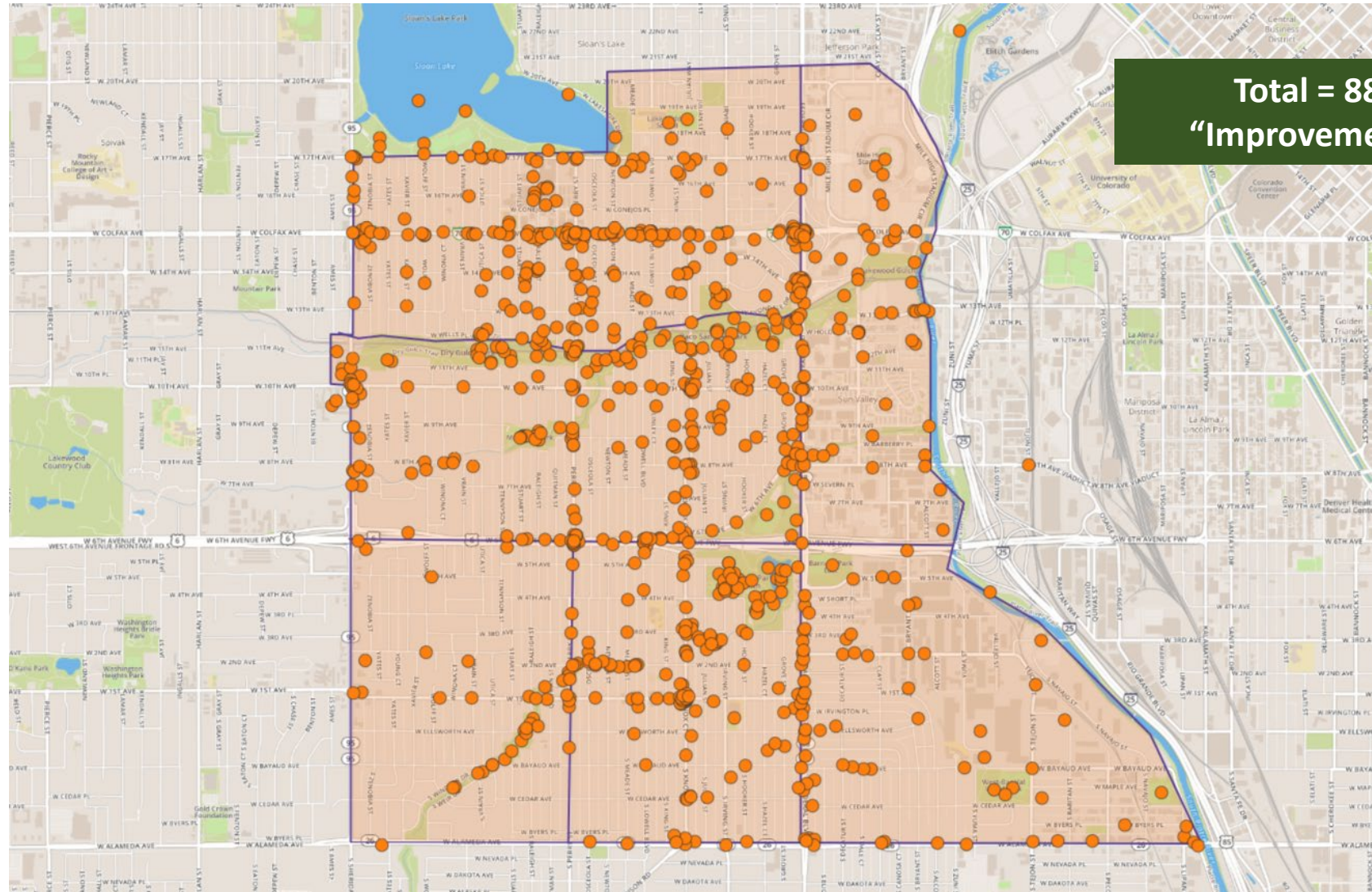
Total = 516; Source: West Area Plan Kick-Off Survey

# Survey Results: “Something I like” Map



Source: West Area  
Plan Kick-Off Survey

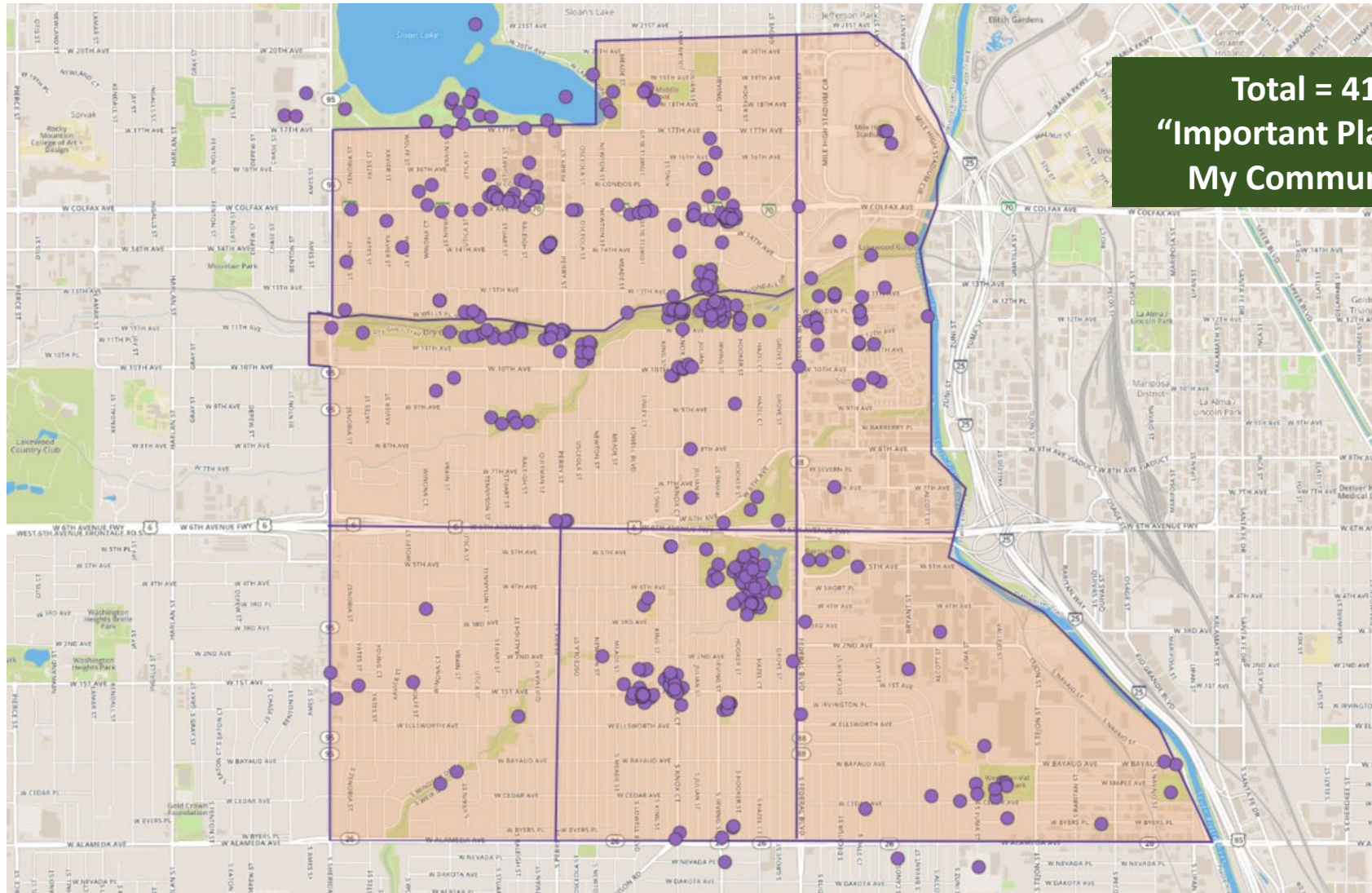
# Survey Results: “Something to improve”



**Total = 881**  
**“Improvements”**

Source: West Area  
Plan Kick-Off Survey

# Survey Results: “Important Places”




Total = 417  
“Important Places to  
My Community”

Source: West Area  
Plan Kick-Off Survey

# Up Next...

- **November Steering Committee Meeting**

- Thursday, November 21, 2019  
Sun Valley Kitchen  
1260 Decatur Street, Denver, CO 80204  
6:00-7:30 PM



- **December Steering Committee Meeting**

- Thursday, December 19, 2019  
West Colfax BID Offices  
3275 West 14<sup>th</sup> Avenue, Suite 202, Denver, CO 80204  
6:00-7:30 PM

