

# Private Security Employer Application Guide

Please visit Excise & Licenses Private Security Employer [webpage](#) application information. Please make sure that you look at the Required Documents and Fees section.

Make sure all required documents are uploaded to your computer.

## Step 1: Register for an Account

Register for your Permitting and Licensing account online at: [www.denvergov.org/AccelaCitizenAccess/Default.aspx](http://www.denvergov.org/AccelaCitizenAccess/Default.aspx)

## Permitting and Licensing Center Home Page

Go to [www.denvergov.org/AccelaCitizenAccess/Default.aspx](http://www.denvergov.org/AccelaCitizenAccess/Default.aspx)

The screenshot shows the Denver's Permitting and Licensing Center website. At the top, there is a navigation bar with the Denver logo and links for Neighborhood, Business, Visiting, Government, Online Services, and A to Z. Below this, the page title is "Denver's Permitting and Licensing Center". There is a search bar and a "Log In »" button. A red arrow points from a text box on the right to the "Register for an account" link. Below the login area, there is a "Welcome to Denver's online permitting and licensing center!" section with a list of services: Development Services, Business Licenses, Contractor Licensing, and Right-of-Way. At the bottom, there is a "Need help?" section with contact information.

Click  
"Register for  
an account"

Advanced Search

Account Registration

You will be asked to provide the following to open an account:

- Username and password
- Contact information

Please review and accept the terms below to proceed.

General Disclaimer

While the City attempts to keep its Web information accurate and timely, the City neither warrants nor makes representations as to the functionality or condition of this Web site, its suitability for use, freedom from interruptions or from computer virus, or non-infringement of proprietary rights. Web materials have been compiled from a variety of sources and are subject to change without notice from the City as a result of updates and corrections.

All trademarks and service marks contained in or displayed on this Web site are the

I have read and accepted the above terms.

Continue Registration »

Read the disclosure, check the box, then click "Continue Registration"

# Create Your Account

Denver's Permitting and Licensing Center

Advanced Search

Account Registration Step 2:  
Enter/Confirm Your Account Information

\* indicates a required field.

Login Information

Please click on the (?) button for help.

\*Username:  (?)

\*E-mail Address:

\*Password:  (?)

Type Password Again:

\*Enter Security Question:  (?)

\*Answer:  (?)


Create your account by filling out the required information.

My Contact Information

\*Required

Add New

Click the "Add New" button to add your contact information.

I'm not a robot   
reCAPTCHA  
Privacy - Terms

Continue Registration »

Contact Information

\*Address Line 1:

\*City:

\*State:  
--Select--

\*Zip:

Home Phone:  Business Phone:  \*Cell Phone:

Fax:

\*E-mail:

A box will pop-up for you to enter your contact information. Click "Continue" when finished.

Continue Clear Discard Changes


My Contact Information

\*Required

✔ Contact added successfully.

Jacques Clouseau  
City and County of Denver  
EXL-Notifications@Denvergov.org  
Home phone:  
Mobile Phone:(720) 913-1311  
Work Phone:  
Fax:  
Edit Remove

Your contact information will automatically populate.

I'm not a robot   
reCAPTCHA  
Privacy - Terms

Continue Registration »

Resolve CAPTCHA and verify your humanity "Continue Registration."

# Step 2: Log In To Your Account

The screenshot shows a web browser window with the URL <https://denvergov.org/strapplication/account/RegisterConfirm.aspx?UserSeqNum=810>. The Denver logo is at the top left. A green banner at the top of the page reads "Your account is successfully registered." Below this, a dark blue box says "Congratulations. You have successfully registered an account." The page is divided into two sections: "Account Information" and "Contact Information".

**Account Information**

User Name:	janedoe
E-mail:	str@denvergov.org
Password:	*****
Security Question:	What is your Mother's maiden name?

**Contact Information**

Jane Doe	Home Phone:
201 W Colfax Ave	Work Phone:
str@denvergov.org	Mobile Phone: (720) 865-2750
	Fax:

A "Login Now" button is located at the bottom of the contact information section.

A green box will confirm your account has been created.

Click "Login Now" to log in to your newly created account.

The navigation bar features the Denver logo on the left and a list of menu items: Neighborhood, Business, Visiting, Government, Online Services, and A to Z.

## Denver's Permitting and Licensing Center

The screenshot shows the login interface. At the top, there are navigation tabs: Home, Development Services, Business Licenses, Contractor Licensing, and Right-of-Way. Below the tabs is an "Advanced Search" box. The main login area contains a "Username or E-mail:" field with the value "EXL-Notifications@Denver", a "Password:" field with masked characters "\*\*\*\*\*", and a "Log in »" button. Below the fields are three links: "Remember me on this computer", "I've forgotten my password", and "New Users: Register for an account".

Log in to your account with the username and password you entered on the previous page.

**Welcome to Denver's online permitting and licensing center!**

- **Development Services:** Apply or pay for development permits, Check plan review status, Schedule inspections, Search permit records
- **Business Licenses:** Apply, renew, or modify a business license, Search license records
- **Contractor Licensing:** Apply for or renew a license or certificate
- **Right-of-Way:** Apply for a ROW permit, Request an address, Schedule a ROW inspection, Search ROW permit records

Contractors: After logging in, go to "My Account" to add your license.

Need help? Dial 3-1-1 within Denver, (720) 913-1311 from outside of Denver, or use our online [tutorials](#), [videos](#), and [FAQs](#).

View Denver's [business license hearing calendar](#).

## Denver's Permitting and Licensing Center

 [Home](#) [Development Services](#) [Business Licenses](#) [Contractor Licensing](#) [Right-of-Way](#)[Dashboard](#) [My Records](#) [My Account](#) [Advanced Search](#)

Click "Business Licenses"

Hello, Jacques Clouseau

My Collection (0)

[View Collections](#)

You do not have any collections right now.

## Denver's Permitting and Licensing Center

 [Home](#) [Development Services](#) [Business Licenses](#) [Contractor Licensing](#) [Right-of-Way](#)[Apply for a License](#) [Search Licenses](#)

### My Licenses

Once your license has been issued you may print a copy of your license at any time by clicking on the license number in the table below, and selecting "Record Info". A copy will be made available in the "Attachments" section.

Showing 0-0 of 0

Date	License Number	License Type	Record Name	Expiration Date	Status	Action	Short Notes
No records found.							

Click "Apply for a License"

## Denver's Permitting and Licensing Center

Search... Home Development Services **Business Licenses** Contractor Licensing Right-of-Way**Apply for a License** Search Licenses

### Online Application

Welcome to Agency's Online Permitting System. Using this system you can submit and update information, pay fees, schedule inspections, track the status of your application, and print your final record all from the convenience of your home or office, 24 hours a day.

Please "Allow Pop-ups from This Site" before proceeding. You must accept the General Disclaimer below before beginning your application.

#### General Disclaimer

While the City attempts to keep its Web information accurate and timely, the City neither warrants nor makes representations as to the functionality or condition of this Web site, its suitability for use, freedom from interruptions or from computer virus, or non-infringement of proprietary rights. Web materials have been compiled from a variety of sources and are subject to change without notice from the City as a result of updates and corrections.

All trademarks and service marks contained in or displayed on this Web site are the property of their respective owners. Any commercial use of the materials stored on

 I have read and accepted the above terms.**Continue Application »**

Check the box to agree to the Terms and Conditions, then click "Continue Application."

## Denver's Permitting and Licensing Center

Search... Home Development Services **Business Licenses** Contractor Licensing Right-of-Way**Apply for a License** Search Licenses

### Select a Record Type

Choose one of the following available record types. For assistance or to apply for a record type not listed below please contact us.

  **Search**

- ▶ **Private Security Employer**
- ▶ Security Guard
- ▶ Short Term Rentals
- ▶ Temporary Restaurants and Events

**Continue Application »**

Click the arrow next to the Record Type – Private Security Employer

## Denver's Permitting and Licensing Center

 [Home](#) [Development Services](#) [Business Licenses](#) [Contractor Licensing](#) [Right-of-Way](#)[Apply for a License](#) [Search Licenses](#)

### Select a Record Type

Choose one of the following available record types. For assistance or to apply for a record type not listed below please contact us.

  [Search](#)

- ▼ Private Security Employer
  - Ⓞ Private Security Employer License
- ▶ Security Guard
- ▶ Short Term Rentals
- ▶ Temporary Restaurants and Events

[Continue Application ▶](#)

Select the "Private Security Employer License" button, then click "Continue Application."

## Denver's Permitting and Licensing Center

Search... [Home](#) [Development Services](#) **[Business Licenses](#)** [Contractor Licensing](#) [Right-of-Way](#)[Apply for a License](#) [Search Licenses](#)

## Private Security Employer License

1 Application Information	2 Statement of Understanding	3 Review	4 Pay Fees	5 Application Review
---------------------------	------------------------------	----------	------------	----------------------

## Step 1: Application Information &gt; Notice of Required Documents

\* indicates a required field.

## Notice of Required Documents

Please be advised that, before submitting this application, you will need to upload the following documents. If you do not have these documents, please save your application and return to it once you have obtained them.

## Incomplete applications will be rejected.

## ALL PRIVATE SECURITY EMPLOYERS

- A Certificate of Insurance or comparable proof of insurance covering at minimum:
  - [Employer's Liability Insurance](#)
  - [General Liability Insurance](#)
  - [Worker's Compensation Insurance](#)
- General Manager Information  
individual(s) you designate as responsible for overseeing your Denver guards and for serving as a direct contact for the Denver Police should they need to discuss any specific incidents.
  - For each General Manager, a copy of his or her [Valid State or Federally Issued Identification](#) (i.e. driver's license, passport, etc...)
  - EITHER a copy of his or her [Valid Denver Security Guard License](#)  
OR An Affidavit of Criminal and Employment History and an FBI Background check ran within the past 60 days
- Uniform Design Documents
  - [Declaration of Uniform Design](#) completed within the last 60 days

## ADDITIONAL FOR A VEHICLE ENDORSEMENT

A vehicle endorsement allows your guards to use vehicles while working.

- [Automobile Liability Insurance](#)
- A [Request for Vehicle Endorsement](#) completed within the last 60 days

## ADDITIONAL FOR A WEAPONS ENDORSEMENT

A weapons endorsement allows your guards to carry weapons while working, such as firearms, tasers, batons, or pepper spray.

- A [Request for Weapons Endorsement](#) completed within the last 60 days

[Save and resume within 30 days](#)[Continue Application »](#)

Review the Required Documents Listed Above. Ensure you have digital versions of your required documents uploaded to your computer prior to continuing the application. Once you are ready, select "Continue Application".



## Denver's Permitting and Licensing Center

Search... [Home](#) [Development Services](#) **[Business Licenses](#)** [Contractor Licensing](#) [Right-of-Way](#)[Apply for a License](#) [Search Licenses](#)

### Private Security Employer License

1 Application Information

2 Statement of Understanding

3 Review


4 Pay Fees

5 Application Review

### Step 1: Application Information > Applicant Information

\* indicates a required field.

#### Legal Entity Name of Applicant

\* Legal Entity Name of your Company 

#### Trade Name

##### TRADE NAME

Trade Name/DBA of your Company (if any):

Save and resume within 30 days

[Continue Application >](#)

Enter the "Entity Name" for business license application. "Entity Name" is the name of your Business as registered with the Colorado Secretary of State.

Enter "Trade Name/DBA of your Company (if any) then select "Continue Application".

## Denver's Permitting and Licensing Center

Search... [Home](#) [Development Services](#) **[Business Licenses](#)** [Contractor Licensing](#) [Right-of-Way](#)[Apply for a License](#) [Search Licenses](#)

### Private Security Employer License

1 Application Information 2 Statement of Understanding 3 Review 4 Pay Fees 5 Application Review

#### Step 1: Application Information > Management Information

\* indicates a required field.

#### General Manager Details

##### MANAGEMENT INFORMATION

You must designate at least one, and up to three, general managers who will be responsible for overseeing your Denver security guards.

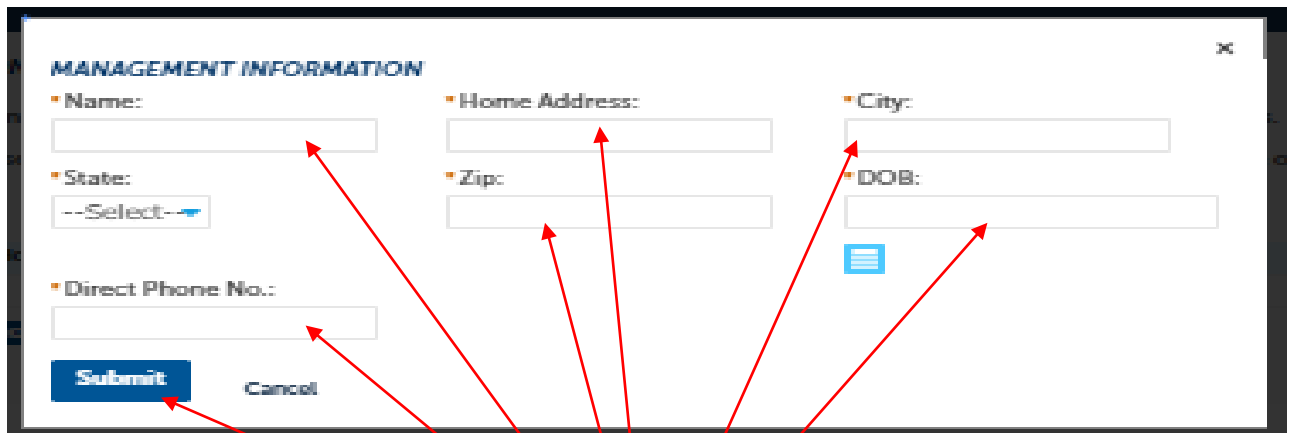
Your general manager(s) will serve as a direct contact for Denver Police should they need to discuss any specific incident, such as a use of force incident involving one of your guards.

Showing 0-0 of 0

Name	Home Address	City	State	Zip	DOB	Direct Phone No.
No records found.						

[Add Manager](#) [Edit Selected](#) [Delete Selected](#)

Select "Add Manager".



**MANAGEMENT INFORMATION**

\* Name:

\* Home Address:

\* City:

\* State:

\* Zip:

\* DOB:

\* Direct Phone No.:

A box will pop-up for you to enter the Management Information. Then select "Submit". If you have more than one general manager, you would perform these 2 steps again. You may have up to 3 general managers.

## General Manager Documents

For each general manager please upload the following documents:

- A copy of his or her Valid State or Federally Issued Identification (i.e. driver's license, passport, etc.)
- EITHER a copy of his or her Valid Denver Security Guard License  
OR An Affidavit of Criminal and Employment History and an FBI Background check ran within the past 60 days

The maximum file size allowed is 40 MB.

Name	Type	Size	Latest Update	Action
No records found.				

Upload

Select "Upload"

Save and resume within 30 days

Continue Application »

### File Upload

X

The maximum file size allowed is 40 MB.

Continue

Upload

Remove All

Ca

A box will pop-up for you to upload your General Manager documents. Click on "Upload" then select the appropriate files from your computer to upload the files.

# File Upload



The maximum file size allowed is 40 MB.

Valid ID.PNG	100%
Valid Denver Security Guard	100%
Affidavit of Criminal and Employment	100%
FBI Background check.pdf	100%

Continue

Upload

Remove All

Select "Continue"

File:  
Valid Denver Security Guard License.pdf

Remove

100%

Description:

spell check

File:  
Affidavit of Criminal and Employment  
History.pdf

Remove

100%

Description:

spell check

File:  
FBI Background check.pdf

Remove

100%

Description:

spell check

Save

Upload

Remove All

Save and resume within 30 days

Continue Application >

Select "Save"

## Denver's Permitting and Licensing Center

Search

Home Development Services **Business Licenses** Contractor Licensing Right-of-Way

Apply for a License Search Licenses

The attachment(s) has/have been successfully uploaded. It may take a few minutes before changes are reflected.

### Private Security Employer License

1 Application Information 2 Statement of Understanding 3 Review 4 Pay Fees 5 Application Review

#### Step 1: Application Information - Management Information

\*indicates a required field.

##### General Manager Details

###### MANAGEMENT INFORMATION

You must designate at least one, and up to three, general managers who will be responsible for overseeing your Denver security guards.

Your general manager(s) will serve as a direct contact for Denver Police should they need to discuss any specific incidents, such as a use of force incident involving one of your guards.

Showing 1-1 of 1

<input type="checkbox"/>	Name	Home Address	City	State	Zip	DOB	Direct Phone No.	Actions -
<input type="checkbox"/>	Jacques	Cloussneau	Denver	CO	80202	01/01/1900	7209131311	Actions -

[Add Manager](#) [Exit Selections](#) [Cancel Selections](#)

##### General Manager Documents

For each general manager please upload the following documents:

- A copy of his or her Valid State or Federally Issued Identification (i.e. driver's license, passport, etc...)
- EITHER a copy of his or her Valid Denver Security Guard License OR An Affidavit of Criminal and Employment History and an FBI Background check run within the past 60 days

The maximum file size allowed is 40 MB.

Name	Type	Size	Latest Update	Action
Valid ID.PNG	PII Documents	180.38 KB	10/29/2018	Actions -
FBI Background check.pdf	PII Documents	916.01 KB	10/29/2018	Actions -
Affidavit of Criminal and Employment History.pdf	PII Documents	906.35 KB	10/29/2018	Actions -

[Upload](#)

Save and resume within 30 days

[Continue Application >](#)

Select "Continue Application"

# Denver's Permitting and Licensing Center

Home Development Services **Business Licenses** Contractor Licensing Right-of-Way

Apply for a License Search Licenses

## Private Security Employer License

- 1 Application Information
- 2 Statement of Understanding
- 3 Review
- 4 Pay Fees
- 5 Application Review

### Step 1: Application Information > Contact Information

\* indicates a required field.

**Main Contact**

Please provide a main contact for addressing questions or issues related to your application. Application status updates and your professional license will be sent to the email address provided.

**Add New**

Click the "Add New" button to add your Main Contact information.

## Main Contact Information

\* First Name:

\* Last Name:

\* Email Address:

\* Phone Number:

**Continue** **Clear** Discard Changes

A box will pop-up for you to enter the Main Contact Information. Click "Continue" when finished.

## Mailing Address

Please provide a mailing address for the business.

Add New

Click the “Add New” button to add your Mailing Address for Company.

## Mailing Address Contact Information

Mail To:

Address Line 1:

Address Line 2:

City:

State:

Zip:

Continue

Clear

Discard Changes

A box will pop-up for you to enter the Mailing Address for your Company. Click “Continue” when finished.

## Optional Email Notification Recipient

If you would like an additional person to receive application notifications and a copy of your professional license once it is issued, please add their contact information here.

Add New

If desired, click the “Add New” button to add an Optional Email Notification Recipient.

### Optional Email Recipient Contact Information

\* First Name

Hercule

\* Last Name

Poirot

\* Email Address:

Hercule.Poirot@Denvergov

Phone Number:

|

Continue

Clear

Discard Changes

A box will pop-up for you to enter the Optional Email Notification Recipient. Click “Continue” when finished.



Apply for a License Search Licenses

Private Security Employer License

- 1 Application Information
- 2 Statement of Understanding
- 3 Review
- 4 Pay Fees
- 5 Application Review

Step 1: Application Information > Contact Information

\*indicates a required field.

Main Contact

Please provide a main contact for addressing questions or issues related to your application/business license. Application status updates and your professional license will be sent to the email address provided here.

✔ Contact added successfully.

Jacques Clousseau

Business Name :

Full Name:

Birthdate:

Address Line 1:

Address Line 2:

City:

State:

Zip Code:

Email Address: [licensing@denvergov.org](mailto:licensing@denvergov.org)

Phone Number: (720) 913-1311

Edit Remove

Mailing Address

Please provide a mailing address for the business.

✔ Contact added successfully.

Business Name : Pink Panther, LLC

Full Name:

Birthdate:

Address Line 1: 201 W. Colfax Ave

Address Line 2: Dept 206

City: Denver

State: CO

Zip Code: 80202

Email Address:

Phone Number:

Edit Remove

Optional Email Notification Recipients

If you would like an additional person to receive application notifications and a copy of your professional license once it is issued, please add his or her contact information here.

✔ Contact added successfully.

Jacques Clousseau

Business Name :

Full Name:

Birthdate:

Address Line 1:

Address Line 2:

City:

State:

Zip Code:

Email Address: [licensing@denvergov.org](mailto:licensing@denvergov.org)

Phone Number:

Edit Remove

Save and resume within 30 days

Continue Application =>

Review all General Application Information for accuracy and select "Continue Application" to proceed.

## Denver's Permitting and Licensing Center

Search... [Home](#) [Development Services](#) **[Business Licenses](#)** [Contractor Licensing](#) [more](#) ▾[Apply for a License](#) [Search Licenses](#)

## Private Security Employer License

1 Application Information

2 Statement of Understanding

3 Review

4 Pay Fees

5 Application Review

## Step 1: Application Information &gt; Insurance Information

\* indicates a required field.

## Insurance Information

Private Security Employers are required to maintain various types of insurance for the entire term of their license.

Please upload a Certificate of Insurance or comparable proof of insurance covering at a minimum:

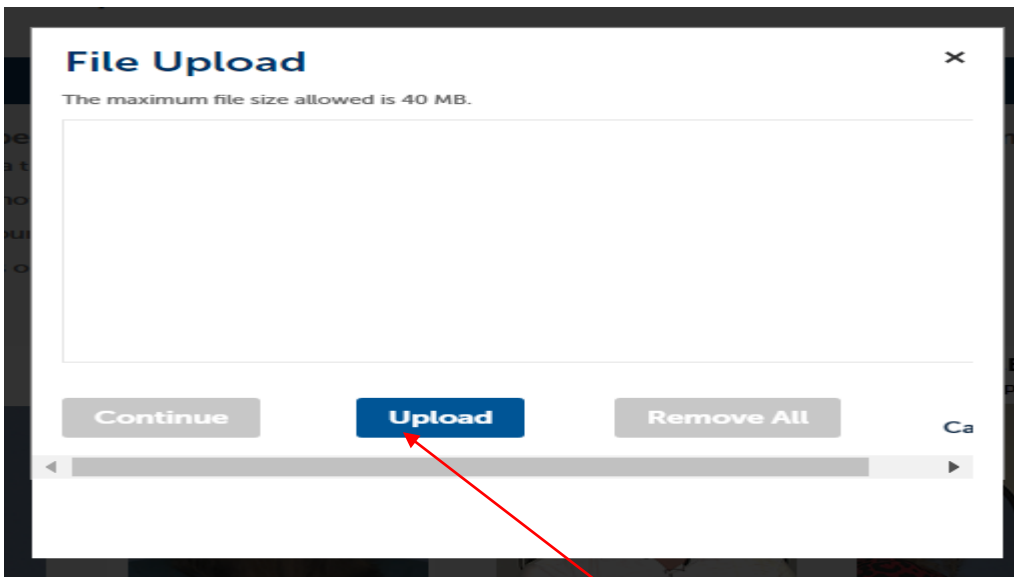
- Employer's Liability Insurance with a minimum limit of \$100,000
- Worker's Compensation Insurance with a minimum limit of \$100,000
- General Liability Insurance with a minimum \$1,000,000 combined single limit for bodily injury and property damage per occurrence

The maximum file size allowed is 40 MB.

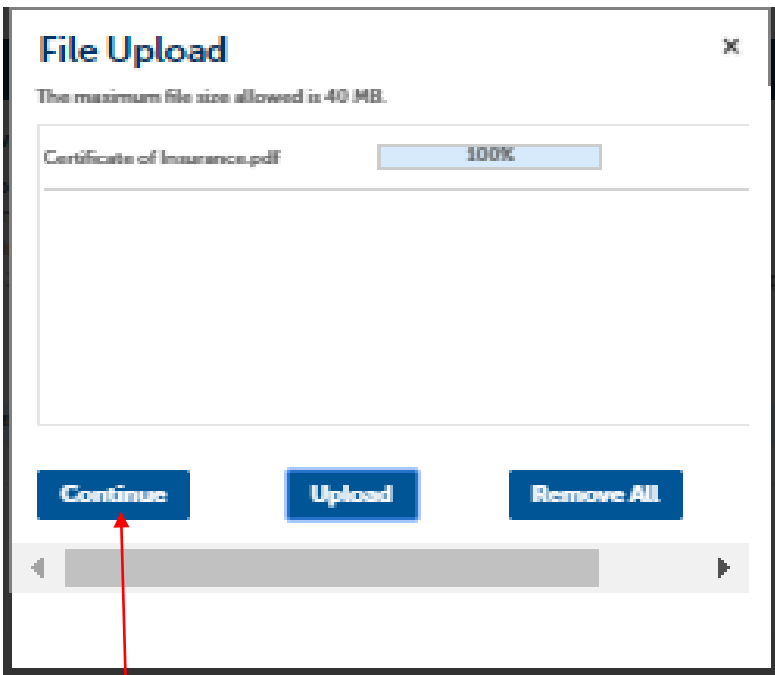
Name	Type	Size	Latest Update	Action
No records found.				

[Upload](#)

Select "Upload"

[Save and resume within 30 days](#)[Continue Application](#) ▶

A box will pop-up for you to upload your Insurance Information. Click on "Upload" then select the appropriate file from your computer to upload the file.



Select "Continue"

Private Security Employer License

1 Application Information	2 Statement of Understanding	3 Review	4 Pay Fees	5 Application Review
---------------------------	------------------------------	----------	------------	----------------------

Step 1: Application Information - Insurance Information

\*indicates a required field.

Insurance Information

Private Security Employers are required to maintain various types of insurance for the entire term of their license.

Please upload a Certificate of Insurance or comparable proof of insurance covering at a minimum:

- **Employer's Liability Insurance** with a minimum limit of \$100,000
- **Worker's Compensation Insurance** with a minimum limit of \$100,000
- **General Liability Insurance** with a minimum \$1,000,000 combined single limit for bodily injury and property damage per occurrence

The maximum file size allowed is 40 MB.

Name	Type	Size	Latest Update	Action
No records found.				

File: Certificate of Insurance.pdf  
100%

Description:

[spell check](#)

Save and resume within 30 days

[Continue Application >](#)

Select "Save"

## Denver's Permitting and Licensing Center

Search... [Home](#) [Development Services](#) **[Business Licenses](#)** [Contractor Licensing](#) [more](#) ▾[Apply for a License](#) [Search Licenses](#)

**The attachment(s) has/have been successfully uploaded.**  
It may take a few minutes before changes are reflected.

### Private Security Employer License

1 **Application Information** 2 Statement of Understanding 3 Review 4 Pay Fees 5 Application Review

### Step 1: [Application Information](#) > [Insurance Information](#)

\* indicates a required field.

#### Insurance Information

Private Security Employers are required to maintain various types of insurance for the entire term of their license.

Please upload a Certificate of Insurance or comparable proof of insurance covering at a minimum:

- **Employer's Liability Insurance** with a minimum limit of \$100,000
- **Worker's Compensation Insurance** with a minimum limit of \$100,000
- **General Liability Insurance** with a minimum \$1,000,000 combined single limit for bodily injury and property damage per occurrence

The maximum file size allowed is 40 MB.

Name	Type	Size	Latest Update	Action
Certificate of Insurance.pdf	Insurance Documents	916.00 KB	10/29/2018	Actions ▾

[Upload](#)[Save and resume within 30 days](#)

Select "Continue Application"

[Continue Application >](#)

## Denver's Permitting and Licensing Center

Search... [Home](#) [Development Services](#) [Business Licenses](#) [Contractor Licensing](#) [Right-of-Way](#)[Apply for a License](#) [Search Licenses](#)

## Private Security Employer License

1 Application Information 2 Statement of Understanding 3 Review 4 Pay Fees 5 Application Review

## Step 1: Application Information &gt; Uniform Information

\* indicates a required field.

## Uniform Information

Your security guards must wear an approved uniform while on duty.

Please refer to Section 42-135(b) of the Denver Revised Municipal Code to review uniform requirements.

## UNIFORM DESIGN

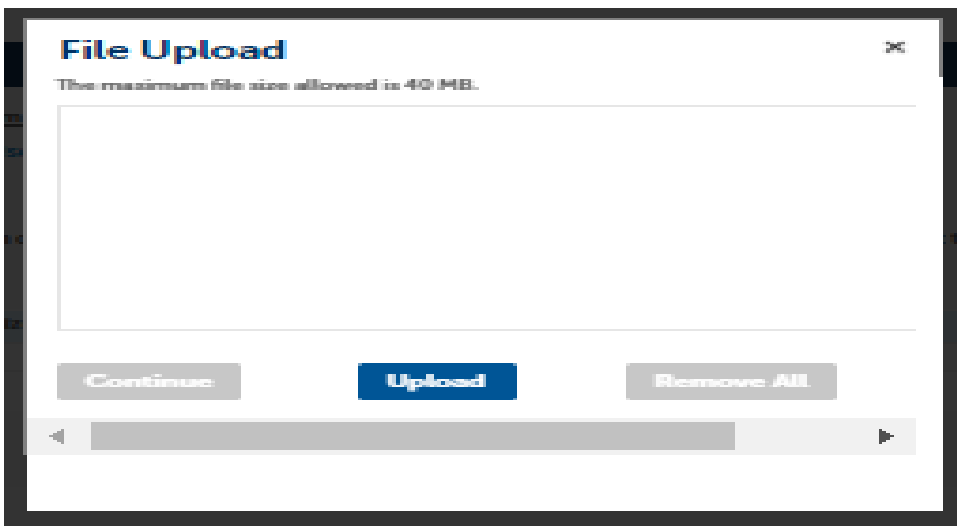
Please upload a Declaration of Uniform Design form completed within the past 60 days along with any supporting documents that the request form indicates as necessary.

The maximum file size allowed is 40 MB.

Name	Type	Size	Last Update	Action
No records found.				

[Upload](#)

Select "Upload"

[Save and resume within 30 days](#)[Continue Application >](#)

A box will pop-up for you to upload your Uniform Information. Click on "Upload" then select the appropriate file from your computer to upload the file.

# File Upload

The maximum file size allowed is 40 MB.

Declaration of Uniform Design.pdf 100%

Continue Upload Remove All

Select "Continue"

## Denver's Permitting and Licensing Center

Search...

Home Development Services **Business Licenses** Contractor Licensing Right-of-Way

Apply for a License Search Licenses

### Private Security Employer License

1 Application Information 2 Statement of Understanding 3 Review 4 Pay Fees 5 Application Review

#### Step 1: Application Information > Uniform Information

\* indicates a required field.

### Uniform Information

Your security guards must wear an approved uniform while on duty.  
Please refer to Section 42-135(b) of the Denver Revised Municipal Code to review uniform requirements.

**UNIFORM DESIGN**  
Please upload a Declaration of Uniform Design form completed within the past 60 days along with any supporting documents that the request form indicates as necessary.  
The maximum file size allowed is 40 MB.

Name	Type	Size	Latest Update	Action
No records found.				

File: Declaration of Uniform Design.pdf 100%

Description:

spell check

Save Upload Remove All

Save and resume within 30 days

Select "Save"

Continue Application >

## Denver's Permitting and Licensing Center

 [Home](#) [Development Services](#) **[Business Licenses](#)** [Contractor Licensing](#) [Right-of-Way](#)[Apply for a License](#) [Search Licenses](#)

**The attachment(s) has/have been successfully uploaded.**  
It may take a few minutes before changes are reflected.

### Private Security Employer License

1 **Application Information** 2 Statement of Understanding 3 Review 4 Pay Fees 5 Application Review

### Step 1: Application Information > Uniform Information

\* indicates a required field.

#### Uniform Information

Your security guards must wear an approved uniform while on duty.

Please refer to [Section 42-135\(b\) of the Denver Revised Municipal Code](#) to review uniform requirements.

#### UNIFORM DESIGN

Please upload a [Declaration of Uniform Design](#) form completed within the past 60 days along with any supporting documents that the request form indicates as necessary.

The maximum file size allowed is 40 MB.

Name	Type	Size	Last Update	Action
Declaration of Uniform Design.pdf	Uniform Design	916.01 KB	10/29/2018	Actions ▾

Upload

Save and resume within 30 days

Select "Continue Application"

Continue Application »



## Denver's Permitting and Licensing Center

Search... [Home](#) [Development Services](#) **[Business Licenses](#)** [Contractor Licensing](#) [Right-of-Way](#)[Apply for a License](#) [Search Licenses](#)

## Private Security Employer License

**1 Application Information** 2 Statement of Understanding 3 Review 4 Pay Fees 5 Application Review

## Step 1: Application Information &gt; Vehicle Endorsement Information

\* indicates a required field.

## Vehicle Endorsement Information

## VEHICLE ENDORSEMENT

You must obtain a vehicle endorsement if your guards will use vehicles while working.

Note - this endorsement is required whether the vehicles being used are owned by the company, the guards, or another entity.

Will you authorize your security guards to use vehicles while working? \*

 Yes  No

Save and resume within 30 days

[Continue Application >](#)

If you select "Yes" for Vehicle Status, you will need to Upload a document.

**NOTE: If you select no, click "Continue Application" and advance to Page XX**

## Vehicle Endorsement Documentation

In order to apply for a vehicle endorsement, please upload the following document(s) in a PDF format.

- Proof of [automobile liability insurance](#) coverages demonstrating a minimum \$500,000 combined single limit for bodily injury and property damage per occurrence.
- A [Request for Vehicle Endorsement](#) form completed within the past 60 days along with any supporting documents that the request form indicates as necessary.

The maximum file size allowed is 40 MB.

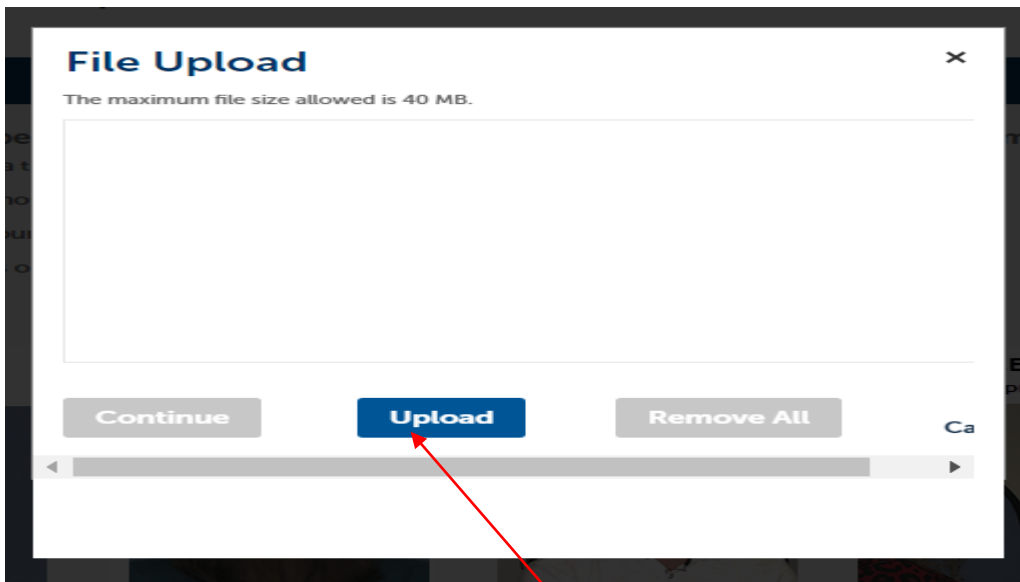
Name	Type	Size	Latest Update	Action
------	------	------	---------------	--------

[Upload](#)

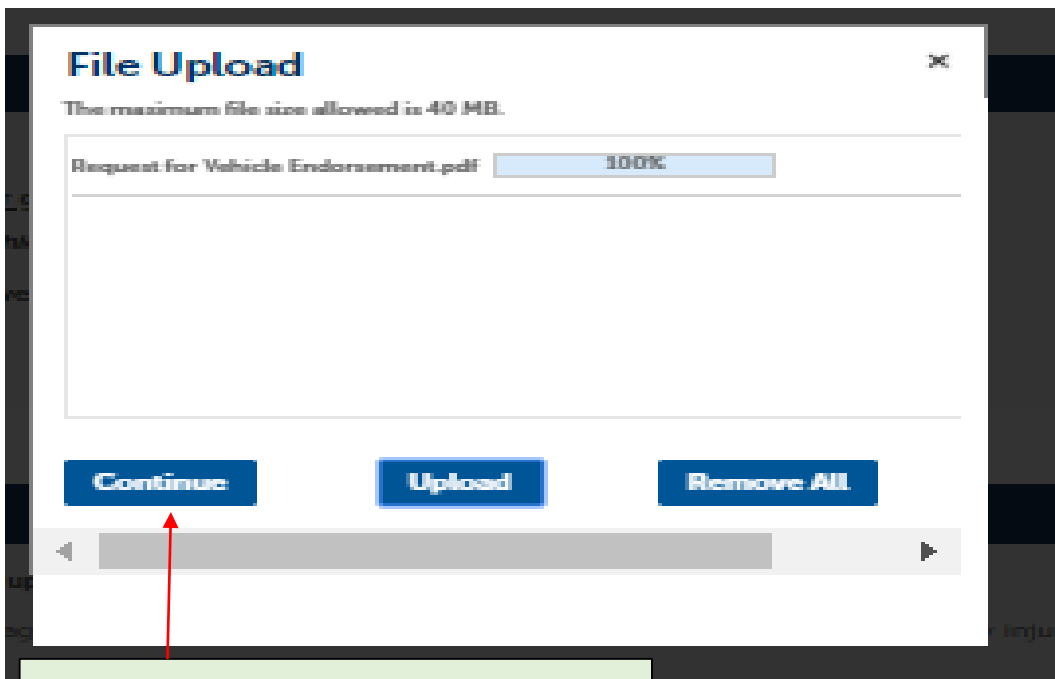
Save and resume within 30 days

Select "Upload"

[Continue Application >](#)



A box will pop-up for you to upload Vehicle Documents. Click on “Upload” then select the appropriate files from your computer to upload the files.



Select “Continue”

## Denver's Permitting and Licensing Center

Search... [Home](#) [Development Services](#) [Business Licenses](#) [Contractor Licensing](#) [Rights-of-Way](#)[Apply for a License](#) [Search Licenses](#)

## Private Security Employer License

- 1 Application Information
- 2 Statement of Understanding
- 3 Review
- 4 Pay Fees
- 5 Application Review

## Step 1: Application Information &gt; Vehicle Endorsement Information

\*Indicates a required field.

## Vehicle Endorsement Information

## VEHICLE ENDORSEMENT

You must obtain a vehicle endorsement if your guards will use vehicles while working.

Note - this endorsement is required whether the vehicles being used are owned by the company, the guards, or another entity.

Will you authorize your security guards to use vehicles while working? \*

Yes  No

## Vehicle Endorsement Documentation

In order to apply for a vehicle endorsement, please upload the following document(s) in a PDF format.

- Proof of **automobile liability insurance** coverages demonstrating a minimum \$500,000 combined single limit for bodily injury and property damage per occurrence.
- A **Request for Vehicle Endorsement** form completed within the past 60 days along with any supporting documents that the request form indicates as necessary.

The maximum file size allowed is 40 MB.

Name	Type	Size	Last Update	Action
------	------	------	-------------	--------

[Remove](#)

File:  
Request for Vehicle Endorsement.pdf  
100%

Description:

spell check

Select "Save"

Save and resume within 30 days

[Continue Application >](#)

## Denver's Permitting and Licensing Center

[Home](#) [Development Services](#) **[Business Licenses](#)** [Contractor Licensing](#) [Rights-of-Way](#)
[Apply for a License](#) [Search Licenses](#)


The attachment(s) has/have been successfully uploaded. It may take a few minutes before changes are reflected.

### Private Security Employer License

1 **Application Information** 2 [Statement of Understanding](#) 3 [Review](#) 4 [Pay Fees](#) 5 [Application Review](#)

#### Step 1: Application Information - Vehicle Endorsement Information

\*Indicates a required field.

#### Vehicle Endorsement Information

##### VEHICLE ENDORSEMENT

You must obtain a vehicle endorsement if your guards will use vehicles while working.

*Note - this endorsement is required whether the vehicles being used are owned by the company, the guards, or another entity.*

Will you authorize your security guards to use vehicles while working? \*

Yes  No

#### Vehicle Endorsement Documentation

In order to apply for a vehicle endorsement, please upload the following documents(s) in a PDF format.

- Proof of **automobile liability insurance** coverages demonstrating a minimum \$500,000 combined single limit for bodily injury and property damage per occurrence.
- A **Request for Vehicle Endorsement** form completed within the past 60 days along with any supporting documents that the request form indicates as necessary.

The maximum file size allowed is 40 MB.

Name	Type	Size	Last Update	Action
<a href="#">Request for Vehicle Endorsement.pdf</a>	Vehicle Endorsement	912.40 KB	10/29/2018	<a href="#">Actions</a> ▾

Save and resume within 30 days

Select "Continue Application"

# Denver's Permitting and Licensing Center

- Home
- Development Services
- Business Licenses**
- Contractor Licensing
- Right-of-Way

- Apply for a License
- Search Licenses

## Private Security Employer License

- 1 Application Information**
- 2 Statement of Understanding
- 3 Review
- 4 Pay Fees
- 5 Application Review

### Step 1: Application Information > Weapons Endorsement Information

\*Indicates a required field.

#### Weapons Endorsement Information

A weapons endorsement allows your guards to carry weapons while working, such as firearms, tasers, batons, or pepper spray.

Note - this endorsement is required whether the weapons being carried are owned by the company, the guard, or another entity.

Will you authorize your security guards to use weapons during the course of their duties? \*

Yes  No

Save and resume within 30 days

If you select "Yes" for Weapons Status, you will need to select types of Weapons

**NOTE: If you select no, click "Continue Application" and advance to Page 32**

Continue Application >

What type(s) of weapons will you authorize your security guards to use?

Taser

Yes  No

Baton

Yes  No

Pepper Spray:

Yes  No

Firearm:

Yes  No

Other:

Select types of weapons you will authorize your security guards to use.

Save and resume within 30 days

Continue Application >

## Weapons Endorsement Documentation

In order to apply for a weapons endorsement, please upload the following document in a PDF format.

- A [Request for Weapons Endorsement](#) completed within the last 60 days.

The maximum file size allowed is 40 MB.

Name	Type	Size	Latest Update	Action
<b>Upload</b>				

**Select "Upload"**

Save and resume within 30 days

Continue Application »

### File Upload

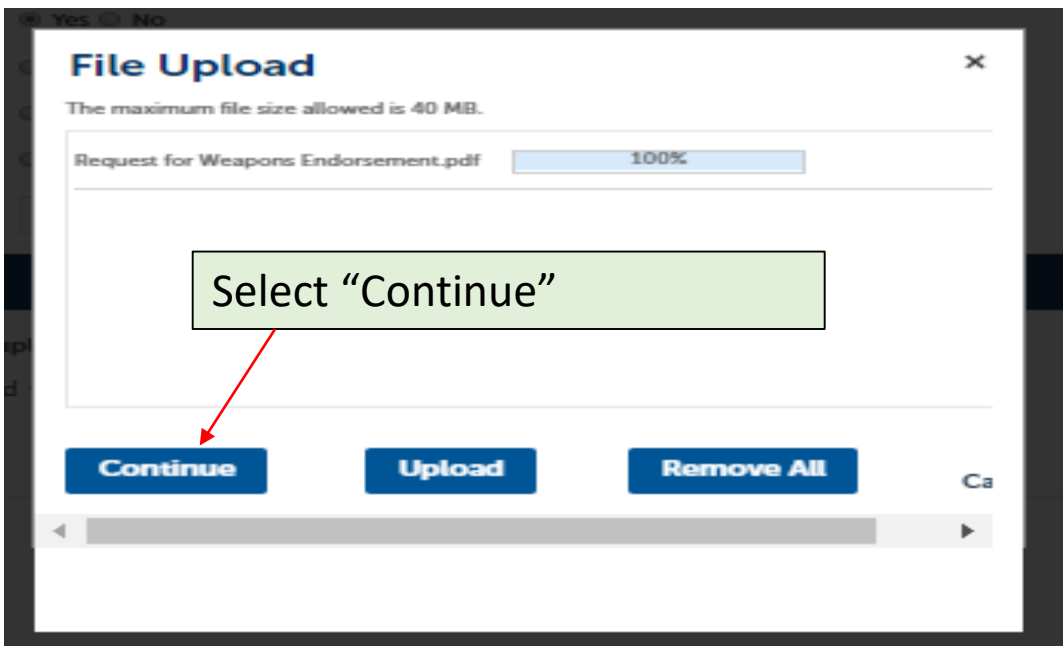
The maximum file size allowed is 40 MB.

Continue

**Upload**

Remove All

A box will pop-up for you to upload Weapons Documents. Click on "Upload" then select the appropriate files from your computer to upload the files.



**DENVER**  
THE MILE HIGH CITY

Neighborhood Business Visiting Government Online Services A to Z

Logged in as: Pink Panther Collections (0) Account Management Logout

Denver's Permitting and Licensing Center

Home Development Services **Business Licenses** Contractor Licensing Right-of-Way

Apply for a License Search Licenses

Private Security Employer License

1 Application Information 2 Statement of Understanding 3 Review 4 Pay Fees 5 Application Review

Step 1: Application Information - Weapons Endorsement Information \*Indicates a required field.

**Weapons Endorsement Information**

A weapons endorsement allows your guards to carry weapons while working, such as firearms, razors, batons, or pepper spray.

Note - this endorsement is required whether the weapons being carried are owned by the company, the guard, or another entity.

Will you authorize your security guards to use weapons during the course of their duties? \*

\* Yes \* No

What type(s) of weapons will you authorize your security guards to use?

Taser  Yes  No

Baton  Yes  No

Pepper Spray:  Yes  No

Firearm:  Yes  No

Other: \_\_\_\_\_

In order to apply for a weapons endorsement, please upload the following documents in a PDF format.

- A [Request for Weapons Endorsement](#) completed within the last 60 days.

The maximum file size allowed is 40 MB.

No records found. [Remove](#)

File: Request for Weapons Endorsement.pdf  
10/26/15

Description: \_\_\_\_\_

[spell check](#)

[Save](#) [Upload](#) [Remove All](#)

[Save and resume within 30 days](#) [Continue Application](#)

## Denver's Permitting and Licensing Center

Search...

Home Development Services **Business Licenses** Contractor Licensing Right-of-Way

Apply for a License Search Licenses



The attachment(s) has/have been successfully uploaded. It may take a few minutes before changes are reflected.

### Private Security Employer License

1 Application Information 2 Statement of Understanding 3 Review 4 Pay Fees 5 Application Review

#### Step 1: Application Information > Weapons Endorsement Information

\*indicates a required field.

#### Weapons Endorsement Information

A weapons endorsement allows your guards to carry weapons while working, such as firearms, tasers, batons, or pepper spray.

Note - this endorsement is required whether the weapons being carried are owned by the company, the guard, or another entity.

Will you authorize your security guards to use weapons during the course of their duties? \*

Yes  No

What type(s) of weapons will you authorize your security guards to use?

Taser  Yes  No

Baton  Yes  No

Pepper Spray:  Yes  No

Firearm:  Yes  No

Other:

In order to apply for a weapons endorsement, please upload the following documents in a PDF format.

- A Request for Weapons Endorsement completed within the last 60 days.

The maximum file size allowed is 40 MB.

Name	Type	Size	Last Update	Action
Request for Weapons Endorsement.pdf	Application Packet	895.85 KB	10/29/2018	Actions ▾

Upload

Save and resume within 30 days

Continue Application ▾

Select "Continue Application"



# Denver's Permitting and Licensing Center

- Home
- Development Services
- Business Licenses**
- Contractor Licensing
- Right-of-Way

Apply for a License Search Licenses

## Private Security Employer License

- 1 Application Information**
- 2 Statement of Understanding
- 3 Review
- 4 Pay Fees
- 5 Application Review

### Step 1: Application Information > Number of Employees

\*Indicates a required field.

#### Number of Employees

##### NUMBER OF EMPLOYEES

How many security guards does your company employ in Denver?

We employ 1-24 guards:

We employ 25 or more guards:

Select number of Security Guards your company will employ to work in Denver

Save and resume within 30 days

Continue Application »

Select "Continue Application"

Denver's Permitting and Licensing Center

Search...

Home Development Services **Business Licenses** Contractor Licensing Right-of-Way

Apply for a License Search Licenses

Private Security Employer License

1 Application Information	2 <b>Statement of Understanding</b>	3 Review	4 Pay Fees	5 Application Review
---------------------------	-------------------------------------	----------	------------	----------------------

Step 2: Statement of Understanding-Statement of Understanding

\*indicates a required field.

Statement of Understanding

STATEMENT OF UNDERSTANDING

If you are granted a Private Security Employer License, you must comply with all rules and regulations outlined in the Colorado Revised Statutes, the Denver Revised Municipal Code, the Denver Department of Safety's Security Guard Policy, and the Denver Excise and Licenses Rules Governing Security Guards and Private Security Employers.

I acknowledge and agree to these terms: \*

If you are granted a Private Security Employer License, you shall not authorize your employees to use weapons or vehicles while working as a security guard without an endorsement to do so issued by Denver Excise and Licenses. Endorsement applications must be made either in person at Denver Excise and Licenses or through the Department's online licensing portal.

I acknowledge and agree to these terms: \*

If you are granted a Private Security Employer license, you may not alter your employee's uniform or badge designs before applying for a uniform modification and receiving approval for your proposed changes. Applications must be made either in person at Denver Excise and Licenses or through the Department's online licensing portal.

I acknowledge and agree to these terms: \*

If you are granted a weapons endorsement, you may not alter the weapons that your employees are authorized to use while working as a security guard before applying for an endorsement modification and receiving approval for your proposed changes. Applications must be made either in person at Denver Excise and Licenses or through the Department's online licensing portal.

I acknowledge and agree to these terms: \*

If you are granted a vehicle endorsement, you may not alter the vehicle design before applying for an endorsement modification and receiving approval for your proposed changes. Applications must be made either in person at Denver Excise and Licenses or through the Department's online licensing portal.

I acknowledge and agree to these terms: \*

If you are granted a Private Security Employer license, you must notify Denver Excise and Licenses within 72 hours of an employee termination. Notifications must be made either in person at Denver Excise and Licenses or through the Department's online licensing portal.

I acknowledge and agree to these terms: \*

If you are granted a Private Security Employer License, you must ensure that all security guards that you employ within the City and County Denver will be duly licensed by Denver Excise and Licenses.

I acknowledge and agree to these terms: \*

If you are granted a Private Security Employer license, failure to comply with any of the terms above may result in fines or the suspension or revocation of the license.

I acknowledge and agree to these terms: \*

Save and resume within 30 days

Continue Application >

Answer all Statement of Understanding Questions, then click "Continue Application."

Denver's Permitting and Licensing Center

Home Developments Services **Business Licenses** Contractor Licensing Rights-of-Way

Apply for a License Search Licenses

Security Guard License

1	2	3 Statement of Understanding	4 Lawful Presence	5 Review	6 Pay Fees	7 Application Review
---	---	------------------------------	-------------------	----------	------------	----------------------

Step 5: Review

Please review all information below. Click the "Edit" buttons to make changes to sections or "Continue Application" to move on.

**Record Type**  
Security Guard License [Edit](#)

**Applicant** [Edit](#)  
Jacques Clouseau  
Birth Date: 09/14/1945  
201 W. Colfax Dept. 205  
Denver, CO, 80202  
Phone Number: (720) 913-1311  
Email Address: EXL-Notifications@Denvergov.org

**Mailing Address for Badge Delivery** [Edit](#)  
French Sirete  
4301 Reservoir Rd NW  
Washington, DC, 20007

**Optional Email Notification Recipients** [Edit](#)  
Hercule Poirot  
Email Address: Hercule.Poirot@Denvergov.org

**Employer and Endorsement Information** [Edit](#)

Employer BFN	Employer Name	Firearm	Plainclothes	Carry
2018-bfn-0001456	TEST PSE DOC ERROR SCRIPT	Yes	Yes	Yes

**Headshot Upload** [Edit](#)

Name	Type	Size	Latest Update	Action
Head Shot.jpg	Headshot Photo	19.24 KB	10/29/2018	Actions -

**Required Documents** [Edit](#)

Name	Type	Size	Latest Update	Action
SG Letter of Hire.pdf	Application Packet	253.48 KB	10/29/2018	Actions -
Letter of Plainclothes Endorsement Request.pdf	Application Packet	541.44 KB	10/29/2018	Actions -
Letter of Firearm Endorsement Request.pdf	Application Packet	251.95 KB	10/29/2018	Actions -
Firearm Training	Application	628.04 KB	10/29/2018	Actions -

**Required Documents - Provided Personal Information** [Edit](#)

Name	Type	Size	Latest Update	Action
Certificate of Physical and Mental Fitness.pdf	PI Documents	235.46 KB	10/29/2018	Actions -
Valid ID.PNG	PI Documents	247.51 KB	10/29/2018	Actions -
Affidavit of				

**Badge Delivery**

**BADGE DELIVERY**  
Mail my badge to the mailing address that I provided:  Yes  
I will pick up my badge in person within 10 days of my license being issued from The Departments of Excise and Licenses 201 W Colfax Ave Denver, CO 80202:  No

**Veteran Status**

**VETERAN STATUS**  
Are you a veteran:  Yes  
If you provide a DD 214 form, you are eligible to have your \$25 application fee waived. Would you like to upload your DD 214 now?:  Yes

**DD 214 Form Upload** [Edit](#)

Name	Type	Size	Latest Update	Action
DD 214 Form.pdf	Fee Waiver Request	253.48 KB	10/29/2018	Actions -

**Affidavit of Lawful Presence**

**AFFIDAVIT OF LAWFUL PRESENCE**  
Affidavit of Lawful Presence:  Yes [Edit](#)

**Oath of Application**

I declare under penalty of perjury in the second degree that this application and all attachments are true, correct, and complete to the best of my knowledge.

By checking this box, I agree to the above certification. Date:

Save and resume within 30 days

Continue Application

Review application for accuracy, check the box for the Oath of Application and select "Continue Application."

## Denver's Permitting and Licensing Center

Search... [Home](#) [Development Services](#) [Business Licenses](#) [Contractor Licensing](#) [Right-of-Way](#)[Apply for a License](#) [Search Licenses](#)

## Private Security Employer License

1 Application Information	2 Statement of Understanding	3 Review	4 Pay Fees	5 Record Issuance
---------------------------	------------------------------	----------	------------	-------------------

## Step 4: Pay Fees

Listed below are preliminary fees based upon the information you've entered.

## Application Fees

Fees	Qty.	Amount
Private Security Employer - Large - Application Fee	1	\$200.00
Private Security Employer - Large - License Fee	1	\$200.00

TOTAL FEES: \$400.00

[Continue Application »](#)

Review fees for accuracy and select "Continue Application."

## Pay Online

## Shopping Cart

[Add More](#)

## 1 Merchant Guard License-ACLA

Payment Amount:\$200.00

Accela Record ID: 18TMP-010400

## 2 Merchant Guard License-ACLA

Payment Amount:\$200.00

Accela Record ID: 18TMP-010400

Click "Checkout Now."

SubTotal:

\$400.00

**Total:****\$400.00**

Click 'Checkout Now' when you are ready to complete your purchase.

[Empty Cart](#)[Checkout Now](#)

# Make a Payment

View Cart

Return

## Item Charges

Subtotal: \$400.00  
Total: \$400.00

Payment from credit card  
 Payment from bank account




Credit Type:

Card Number:

Expiration Date:

Zip Code:

**Complete Transaction**


 Safe Checkout Guaranteed. View our [Privacy and Security Policies](#).  



Input Payment Information and select "Complete Transaction."

Your transaction was completed successfully. Please print a copy of this receipt for your records.

Transaction ID #: 4806370  
Issued: 29-Oct-2018 06:20 PM

### Description

1 Merchant Guard License-ACLA

Payment Amount:\$200.00  
Accela Record ID: 18TMP-010400

2 Merchant Guard License-ACLA

Payment Amount:\$200.00  
Accela Record ID: 18TMP-010400

This is your receipt. Be sure to print it for your records.

Subtotal: \$400.00  
Total: \$400.00

Payment: Discover - \*\*\*\*\*0208 - 05/29  
Reference Number:  
Authorization Number: TEST  
Response Code:

USD\$400.00