

My Place Membership Procedures

In an effort to encourage more low income Denver youth to benefit from the services and programs provided by their local recreation centers, the following **My Place** initiative is being implemented to supplement the Recreation Division's scholarship program. The My Place membership allows access to any of the 29 recreation centers and outdoor pools including 50% off all programs fees (See exclusions below).

30,844 DPS students ranging from kindergarten through middle school at 65 pilot schools are being invited to receive a free annual membership and 50% off all program fees excluding Summer Day Camp and After School Programs.

Memberships expire 1/31/09.

Procedures for Processing a My Place Membership

Promotional materials will be distributed to participating schools and not at recreation centers. Materials include the following:

- My Place Membership Coupon (Attached)
 - Registration Form with waiver (Attached)
1. In order to redeem the free youth membership, students must bring in the My Place Membership Coupon and the Registration Form with a parent/guardian signature waiving liability. Parent are not required to be present, but are encouraged to come in. If a student lost their My Place Membership Coupon that was distributed at their school, then they are required to go back to the school to obtain another.
 2. Do NOT complete another triplicate registration form.
 3. Note on top of the Registration Form the name of the school the student attends
 4. Use a recreation card and apply the special **RED DPS My Place Sticker** to complete the transaction.
 5. Students may also register for programs at this time or at anytime up to 1/31/09 at 50% off fees (youth sports fees, swimming lessons, ect.) using their membership card. A My Place membership card is required to register for additional programs at the 50% discount.
 6. Discounts exclude Summer Day Camp and After School Programs. A separate scholarship form can be submitted requesting financial assistance for these programs.

7. Any participants that receive a 50% discount towards program fees with their membership must be tracked separately using the scholarship database. When completing program transactions, a separate triplicate registration form must be completed and the school name must be indicated on the top of the registration form as this information is needed to track in the database.
8. The cost of a replacement card is \$15.

Procedures for Entering Membership Data into the Rec Ware System

1. Enter all personal data from the registration form. When selecting the type of membership use the **Annual Youth DPS** category that has been created for this promotion. The expiration will automatically default to 1/31/09.
2. In the “**Area Field**” enter the **school number** from the attached list that the student attends. It’s important that Steps 1 and 2 are followed in order to track the success of this promotion.



Annual Youth Membership for DPS Free Lunch Program

Elementary

School #	School Name	School	Membership	FRL	Pct of FRL	Cost for Memberships	Center / Team Responsible	Date of School Meeting
292	Amesse Elementary School	292 Amesse Elementary School	528	492	93.18%	\$18,480	Montbello	
206	Ashley Elementary School	206 Ashley Elementary School	345	325	94.2%	\$12,075	Comm. Rec	
207	Barnum Elementary School	207 Barnum Elementary School	470	355	75.53%	\$16,450	Barnum	
208	Barrett Elementary School	208 Barrett Elementary School	224	171	76.34%	\$7,840	Davis	
209	Beach Court Elementary School	209 Beach Court Elementary School	333	296	88.89%	\$11,655	Johnson	
215	Brown Elementary School	215 Brown Elementary School	358	281	78.49%	\$12,530	Scheitler	
287	Castro Elementary School	287 Castro Elementary School	715	552	77.2%	\$25,025	Athmar	
297	Centennial Elementary School		559	456	81%	\$19,565	Scheitler	
220	College View Elementary School	220 College View Elementary School	403	285	70.72%	\$14,105	College View	
221	Columbian Elementary School	221 Columbian Elementary School	299	247	82.61%	\$10,465	Ashland	
222	Columbine Elementary School	222 Columbine Elementary School	312	301	96.47%	\$10,920	Glenarm	
224	Cowell Elementary School	224 Cowell Elementary School	482	416	86.31%	\$16,870	La Familia	
233	Del Pueblo Elementary School	233 Del Pueblo Elementary School	154	126	81.82%	\$5,390	La Alma	
227	Doull Elementary School	227 Doull Elementary School	467	383	82.01%	\$16,345	Outdoor Rec	
231	Ellis Elementary School	231 Ellis Elementary School	545	428	78.53%	\$19,075	Cook Park	
237	Fairmont Elementary School	Tier II	462	462	100%	\$16,170	Comm. Rec/LaFamilia	
238	Fairview Elementary School	238 Fairview Elementary School	252	200	79.37%	\$8,820	Rude	
240	Force Elementary School	240 Force Elementary School	538	452	84.01%	\$18,830	Harvey Park	
241	Garden Place Elementary School	241 Garden Place Elementary School	386	335	86.79%	\$13,510	Globeville	
243	Godsman Elementary School	243 Godsman Elementary School	517	402	77.76%	\$18,095	Athmar	1/31/2008
244	Goldrick Elementary School	244 Goldrick Elementary School	617	543	88.01%	\$21,595	College View	
246	Gust Elementary School	246 Gust Elementary School	485	386	79.59%	\$16,975	Harvey Park	
247	Hallett Elementary School	247 Hallett Elementary School	212	188	88.68%	\$7,420	MLK	
248	Harrington Elementary School	248 Harrington Elementary School	487	406	83.37%	\$17,045	St. Charles	
249	Johnson Elementary School	249 Johnson Elementary School	426	361	84.74%	\$14,910	Harvey Park	
250	Knapp Elementary School	250 Knapp Elementary School	650	493	75.85%	\$22,750	Comm. Rec	
199	Lena Archuleta Elementary	199 Lena Archuleta Elementary	563	446	79.22%	\$19,705	Montbello	
290	Maxwell Elementary School	290 Maxwell Elementary School	606	474	78.22%	\$21,210	GVR	
254	McMeen Elementary School	254 McMeen Elementary School	527	395	74.95%	\$18,445	Eisenhower	
255	Mitchell Elementary School	255 Mitchell Elementary School	327	264	80.73%	\$11,445	Glenarm	
257	Montclair Elementary School	257 Montclair Elementary School	309	255	82.52%	\$10,815	Montclair	
260	Munroe Elementary School	260 Munroe Elementary School	564	422	74.82%	\$19,740	Barnum	
261	Newlon Elementary School	261 Newlon Elementary School	524	464	88.55%	\$18,340	Southwest	






256	Oakland Elementary School	256 Oakland Elementary School	509	428	84.09%	\$17,815	Comm. Rec	
265	Philips Elementary School	265 Philips Elementary School	215	199	92.56%	\$7,525	Davis	
267	Remington Elementary	267 Remington Elementary	316	287	90.82%	\$11,060	Johnson	
270	Schenck Elementary School	270 Schenck Elementary School	594	464	78.11%	\$20,790	Athmar	
271	Schmitt Elementary School	271 Schmitt Elementary School	426	350	82.16%	\$14,910	Comm. Rec	
274	Smedley Elementary School	274 Smedley Elementary School	338	294	86.98%	\$11,830	Rec Admin	
275	Smith Elementary School	275 Smith Elementary School	388	298	76.8%	\$13,580	Davis	
277	Stedman Elementary School	277 Stedman Elementary School	257	220	85.6%	\$8,995	MLK	
280	Swansea Elementary School	280 Swansea Elementary School	562	460	81.85%	\$19,670	Swansea	
205	Valdez Elementary School	205 Valdez Elementary School	394	301	76.4%	\$13,790	Ashland	
285	Valverde Elementary School	285 Valverde Elementary School	427	357	83.61%	\$14,945	Comm. Rec	
289	Whittier Elementary School		250	196	78%	\$8,750	Comm. Rec	
K-8						\$0		
197	Farrell B. Howell School	197 Farrell B. Howell School	510	426	83.53%	\$17,850	Rec Admin	
216	Bryant-Webster Elementary School	216 Bryant-Webster Elementary School	526	483	91.83%	\$18,410	Ashland	
242	Gilpin Elementary School	242 Gilpin Elementary School	384	311	80.99%	\$13,440	Glenarm	
245	Greenlee Elementary School	245 Greenlee Elementary School	421	383	90.97%	\$14,735	La Alma	
258	Greenwood Elementary	258 Greenwood Elementary	644	521	80.9%	\$22,540	GVR	
Middle Schools						\$0		
405	Grant Middle School	405 Grant Middle School	360	297	82.5%	\$12,600	Wash Park	
408	Kepner Middle School	408 Kepner Middle School	999	872	87.29%	\$34,965	Rec Admin	
409	Kunsmiller Middle School	409 Kunsmiller Middle School	700	651	93%	\$24,500	Sp. Needs	1/25/2008
410	Lake Middle School	410 Lake Middle School	598	488	81.61%	\$20,930	Rude	
411	Horace Mann Middle School	411 Horace Mann Middle School	292	273	93.49%	\$10,220	Aztlan	
412	Merrill Middle School	412 Merrill Middle School	618	476	77.02%	\$21,630	Comm. Rec	
414	Place Middle School	414 Place Middle School	387	315	81.4%	\$13,545	Cook Park	
415	Rishel Middle School	415 Rishel Middle School	651	529	81.26%	\$22,785	Barnum	
417	Smiley Middle School		362	271	75%	\$12,670	Comm. Rec	
416	Skinner Middle School	416 Skinner Middle School	485	422	87.01%	\$16,975	Scheitler	
419	Martin Luther King, Jr. Early College MS	419 Martin Luther King, Jr. Early College MS	952	768	80.67%	\$33,320	GVR	
423	Bruce Randolph Middle School	423 Bruce Randolph Middle School	529	515	97.35%	\$18,515	Comm. Rec	
424	Rachel Noel Middle School	424 Rachel Noel Middle School	827	717	86.7%	\$28,945	Montbello	
Charter						\$0		
212	Wyatt Edison Charter	212 Wyatt Edison Charter	660	554	83.94%	\$23,100	City Wide Sports	
266	Pioneer Charter School	266 Pioneer Charter School	294	272	92.52%	\$10,290	St. Charles	
426	KIPP Sunshine Peak Academy	426 KIPP Sunshine Peak Academy	323	288	89.16%	\$11,305	Rude	



	MY PLACE Student Denver Public Schools Denver COLORADO	 Denver Parks + Recreation
---	---	--

View My: Interests

Your Details	
General Interests:	Sports, arts, crafts, exercise
Music:	You choose
Movies:	Every summer in the park
Television:	Yes, but there's a lot more interesting things to do!
Books:	Take a few, leave a few
Heros:	Be your own hero
Groups:	Recreation centers are the perfect place to be with your friends

Connections	
 Meet Friends	 Play Sports
 Socialize	 Learn New Crafts
 Make New Connections	

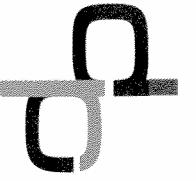
Congratulations



Visit your neighborhood recreation center to redeem this certificate for a **FREE** one-year membership to Denver Parks + Recreation.



Denver
Parks + Recreation



Denver Parks + Recreation

REGISTRATION FORM

Denver Parks + Recreation

Please print all requested information clearly.

Date _____ Recreation Center _____

Name _____ Gender M F

First Name Last Name

E-Mail _____ Please inform me of upcoming classes: Yes No

Address _____ City _____ State _____ Zip _____

Home Phone _____ Work Phone _____ Birth Date _____ Age _____

Emergency Contact _____ Phone _____

Waiver of Liability

In consideration of being permitted to participate in any program or activity offered by the City and County of Denver's Department of Parks and Recreation, I do hereby, for myself, my heirs, and administrators, waive and release any and all claims I may have against the City and County of Denver, its employees, various sponsoring agencies, and paid and non-paid volunteers. Although I understand that a physician examination is not required for registration, it is highly advisable that I consult with a physician before participating in athletic and strenuous activities. I have read this form and understand its content and request registration in programs offered by the Denver Parks and Recreation Department.

Photography Waiver. Denver Parks and Recreation may use photography taken of my participation in programs for promotional purposes of Denver Parks and Recreation programs. Yes No

Participant or Guardian Signature (if under 18) _____

Refund Policy There will be no refunds given on membership cards. Lost membership cards have a replacement cost of the value of the card (up to \$15.00). Refunds for classes will be issued only if requested prior to the start of the class. Receipt must be presented for a refund.

*Financial Assistance is available to all Denver residents. Inquire at front desk for application.



Denver Parks + Recreation, Administrative Office
201 W. Colfax Ave., Dept. 601, Denver, CO 80202
www.denvergov.org/recreation

Membership No. _____ Finance No. _____

How did you hear about Denver Parks and Recreation?

Advertisement Website Referral Walk-In Other

Program / Activity Registration	Days	Time	Fee
	M T W Th F Sat S		
	M T W Th F Sat S		
	M T W Th F Sat S		
	M T W Th F Sat S		
	M T W Th F Sat S		

Total Programs \$ _____

Membership Registration Are you a Denver Resident? Yes No

Resident

Non-Resident

Membership Level	Youth 2-17	Adult 18-64	Senior 65+ (sp pop)	Youth 2-17	Adult 18-64	Senior 65+ (sp pop)
3 Month	\$8.75	\$37.50	\$16.25	\$15.00	\$50.00	\$22.50
6 Month	\$17.50	\$75.00	\$32.50	\$30.00	\$100.00	\$45.00
Annual	\$35.00	\$150.00	\$65.00	\$60.00	\$200.00	\$90.00
Day Pass	\$2.00	\$5.00	\$2.00	\$3.00	\$10.00	\$3.00
20 Punch Card	-	\$60.00	\$40.00	-	\$80.00	\$60.00
Outdoor Pool Pass	\$20.00	\$40.00	\$25.00	\$30.00	\$80.00	\$80.00

Total Memberships \$ _____

Subtotal \$ _____

Cash / Credit Card / Check No. _____ Scholarship/Credit \$ (_____)

Staff Signature: _____

GRAND TOTAL \$ _____