



## Constant Contact Survey Results

**Survey Name:** Dog Parks and Dog Off-Leash Master Plan Survey

**Response Status:** Partial & Completed

**Filter:** None

May 04, 2009 10:36:06 AM

### TextBlock:

Thank you for participating in the Denver Parks and Recreation Dog Park and Dog Off-Leash survey. The responses to these questions will help us to create a dog park system for the City & County of Denver. The survey takes approximately 15 minutes. All information will be confidential and will only be used for the Planning and Development of the Dog Park Master Plan.

### \* What is your age group?

Answer	0%	100%	Number of Response(s)	Response Ratio
12-19			7	<1 %
20-24			112	2.9 %
25-44			2199	58.7 %
45-64			1196	31.9 %
65+			224	5.9 %
No Response(s)			4	<1 %
<b>Totals</b>			<b>3742</b>	<b>100%</b>

### \* Do you have children under the age of 12 in your household?

Answer	0%	100%	Number of Response(s)	Response Ratio
Yes			560	14.9 %
No			3177	84.9 %
No Response(s)			5	<1 %
<b>Totals</b>			<b>3742</b>	<b>100%</b>

\* What is your zip code?

3736 Response(s)

\* Are you aware that DPR has designated fenced and unfenced Dog Parks?

Answer	0%	100%	Number of Response(s)	Response Ratio
Yes			3200	85.5 %
No			535	14.2 %
No Response(s)			7	<1 %
<b>Totals</b>			<b>3742</b>	<b>100%</b>

If you answered yes to question number four (4), which of the Denver Dog Parks do you visit (check all that apply).

Answer	0%	100%	Number of Response(s)	Response Ratio
Barnum Dog Park			402	10.7 %
Berkeley Dog Park			799	21.3 %
Stapleton Dog Park			1228	32.8 %
Fuller Dog Park			367	9.8 %
Kennedy Dog Park			312	8.3 %
Green Valley Dog Park			101	2.6 %
<b>Totals</b>			<b>3742</b>	<b>100%</b>

If you are aware of Denver's Dog Parks and Off-leash Dog areas, how often do you visit the dog parks?

Answer	0%	100%	Number of Response(s)	Response Ratio
Daily			174	4.6 %
More than once a week			598	15.9 %
A few times a month			674	18.0 %
Once a month			235	6.2 %
A few times a year			720	19.2 %
Never			1016	27.1 %
No Response(s)			325	8.6 %
<b>Totals</b>			<b>3742</b>	<b>100%</b>

How would you rate your experiences at a designated Denver dog park?

1 = 1 Poor, 2 = 2, 3 = 3, 4 = 4, 5 = 5 Excellent

	1	2	3	4	5	Number of Response(s)	Rating Score*
						2714	3.1

\*The Rating Score is the weighted average calculated by dividing the sum of all weighted ratings by the number of total responses.

If you have visited a dog park outside the City of Denver, how would you rate your experience in comparison to Denver Dog Parks?

Answer	0%	100%	Number of Response(s)	Response Ratio
Better			1416	37.8 %
Same			704	18.8 %
Worse			139	3.7 %
No Response(s)			1483	39.6 %
<b>Totals</b>			<b>3742</b>	<b>100%</b>

\* Is dog waste in Denver parks an important issue that needs to be addressed?

Answer	0%	100%	Number of Response(s)	Response Ratio
Yes			1692	45.2 %
Somewhat			1402	37.4 %
No			631	16.8 %
No Response(s)			17	<1 %
<b>Totals</b>			<b>3742</b>	<b>100%</b>

Are you aware that dog waste in natural areas and parks can spread disease to wildlife and encourage the growth of non-native plants?

Answer	0%	100%	Number of Response(s)	Response Ratio
Yes			3289	87.8 %
No			411	10.9 %
No Response(s)			42	1.1 %
<b>Totals</b>			<b>3742</b>	<b>100%</b>

How do you feel when you see dogs off-leash in Denver Parks (in non-designated off-leash areas)?  
Please elaborate in space provided if necessary.

Answer	0%	100%	Number of Response(s)	Response Ratio
I enjoy seeing dogs off-leash			2031	54.2 %
Indifferent			657	17.5 %
Concerned or angry			716	19.1 %
Scared for my own or others' safety			292	7.8 %
No Response(s)			46	1.2 %
<b>Totals</b>			<b>3742</b>	<b>100%</b>

Have you experienced a conflict of use in a park with an off-leash dog (Examples of conflict of use include: you were playing Frisbee and an off-leash dog ran up and joined/interfered with your game; a dog joined your picnic and you could not find the dog's owner; or, a dog ran in front of your bike while you were cycling on the path and you had to swerve out of the way to avoid hitting it)?

Answer	0%	100%	Number of Response(s)	Response Ratio
Yes			857	22.9 %
No			2832	75.6 %
No Response(s)			53	1.4 %
<b>Totals</b>			<b>3742</b>	<b>100%</b>

If you answered yes to question number twelve (12), please specify in which park(s) this occurred.

920 Response(s)

Are you concerned about a specific location where dogs currently run illegally off-leash?

Answer	0%	100%	Number of Response(s)	Response Ratio
Yes			722	19.2 %
No			2948	78.7 %
No Response(s)			72	1.9 %
<b>Totals</b>			<b>3742</b>	<b>100%</b>

If you answered yes to question number fourteen (14), please specify the location.

730 Response(s)





\* Do you support additional designated Off-Leash dog areas in Denver parks?

Answer	0%	100%	Number of Response(s)	Response Ratio
Yes			3215	85.9 %
No			257	6.8 %
Unsure			265	7.0 %
No Response(s)			5	<1 %
<b>Totals</b>			<b>3742</b>	<b>100%</b>




If you answered yes to question number sixteen (16), please recommend up to three Denver Parks and Recreation parks or other locations where you would like to see new off-leash parks.

2817 Response(s)

\* Do you support enclosed or un-enclosed dog park areas?

Answer	0%	100%	Number of Response(s)	Response Ratio
Enclosed			1217	32.5 %
Un-enclosed			238	6.3 %
Both types of off-leash areas are needed			2137	57.1 %
Neither, I do not support dog parks			146	3.9 %
No Response(s)			4	<1 %
<b>Totals</b>			<b>3742</b>	<b>100%</b>

Would you be willing to pay a user-fee for additional dog off-leash areas?

Answer	0%	100%	Number of Response(s)	Response Ratio
Yes			2410	64.4 %
No			1157	30.9 %
No Response(s)			175	4.6 %
<b>Totals</b>			<b>3742</b>	<b>100%</b>

If you are willing to pay for additional off-leash areas, or dog parks that are limited to those paying a 'user fee' , how much would you be willing to pay per year?

Answer	0%	100%	Number of Response(s)	Response Ratio
\$1 - \$25			1404	37.5 %
\$26 - \$50			824	22.0 %
\$51 - \$100			274	7.3 %
\$101+			104	2.7 %
No Response(s)			1136	30.3 %
<b>Totals</b>			<b>3742</b>	<b>100%</b>

Would you be willing to pay if part of the funds would go to Dog Park Maintenance or Charitable Dog related causes?

Answer	0%	100%	Number of Response(s)	Response Ratio
Yes			2618	69.9 %
No			303	8.0 %
Maybe			574	15.3 %
No Response(s)			247	6.6 %
<b>Totals</b>			<b>3742</b>	<b>100%</b>

\* Do you feel that overall, most dog owners are responsible with voice and sight control of their dog and pick up after it. Please elaborate, if desired.

Answer	0%	100%	Number of Response(s)	Response Ratio
Yes			3052	81.5 %
No			670	17.9 %
No Response(s)			20	<1 %
<b>Totals</b>			<b>3742</b>	<b>100%</b>

Do you feel that there needs to be visual cues that designate responsible dog control (for example, \* something showing the dog is sociable and trained to respond to an owners commands. This could be a special tag for dog park use.)

Answer	0%	100%	Number of Response(s)	Response Ratio
Yes			1668	44.5 %
No			2046	54.6 %
No Response(s)			28	<1 %
<b>Totals</b>			<b>3742</b>	<b>100%</b>

**TextBlock:**

These next series of questions are designed to better understand the demographics of those taking this survey.

\* Do you own a dog? If no, please go to question 36.

Answer	0%	100%	Number of Response(s)	Response Ratio
Yes			3271	87.4 %
No			464	12.3 %
No Response(s)			7	<1 %
<b>Totals</b>			<b>3742</b>	<b>100%</b>

How many dogs do you have?

Answer	0%	100%	Number of Response(s)	Response Ratio
1			2088	55.7 %
2			1011	27.0 %
3 or more			159	4.2 %
No Response(s)			484	12.9 %
<b>Totals</b>			<b>3742</b>	<b>100%</b>

Do you visit Denver Parks with your dog?

Answer	0%	100%	Number of Response(s)	Response Ratio
Yes			3020	80.7 %
No			260	6.9 %
No Response(s)			462	12.3 %
<b>Totals</b>			<b>3742</b>	<b>100%</b>

If so, how often do you visit?

Answer	0%	100%	Number of Response(s)	Response Ratio
monthly			569	15.2 %
daily			1058	28.2 %
weekly			731	19.5 %
2-3 times per week			670	17.9 %
No Response(s)			714	19.0 %
<b>Totals</b>			<b>3742</b>	<b>100%</b>

What days are you most likely to take your dog to Denver Parks?

Answer	0%	100%	Number of Response(s)	Response Ratio
Weekends			857	22.9 %
Weekdays			572	15.2 %
Everyday			1682	44.9 %
No Response(s)			631	16.8 %
<b>Totals</b>			<b>3742</b>	<b>100%</b>

What times are you most likely to take your dog to Denver Parks (mark all that apply)?

Answer	0%	100%	Number of Response(s)	Response Ratio
5 a.m. - 9 a.m.			885	23.6 %
9 a.m. - 4 p.m.			1783	47.6 %
4 p.m. - 9 p.m.			2036	54.4 %
<b>Totals</b>			<b>3742</b>	<b>100%</b>

Why do you visit Denver Parks with your dog (mark all that apply)?

Answer	0%	100%	Number of Response(s)	Response Ratio
To walk (daily exercise)			2670	71.3 %
To take your dog out (you do not have a yard or your yard is too small)			1781	47.5 %
For socialization with other dogs			2282	60.9 %
For human socialization, while the dogs play			1036	27.6 %
To play fetch or games with the dog that you cannot play at home			1614	43.1 %
You go to the park with your children and bring the dog along			364	9.7 %
Other			323	8.6 %
<b>Totals</b>			<b>3742</b>	<b>100%</b>

Do you run your dog off leash in non-designated areas within Denver Parks?

Answer	0%	100%	Number of Response(s)	Response Ratio
Yes			1429	38.1 %
No			1785	47.7 %
No Response(s)			528	14.1 %
<b>Totals</b>			<b>3742</b>	<b>100%</b>



Have you ever received a ticket for having your dog off leash in a non-designated area?

Answer	0%	100%	Number of Response(s)	Response Ratio
Yes			675	18.0 %
No			2561	68.4 %
No Response(s)			506	13.5 %
<b>Totals</b>			<b>3742</b>	<b>100%</b>




Would a higher fine for dogs off-leash be a deterrent for you in keeping your dog on a leash?

Answer	0%	100%	Number of Response(s)	Response Ratio
Yes			985	26.3 %
No			2070	55.3 %
No Response(s)			687	18.3 %
<b>Totals</b>			<b>3742</b>	<b>100%</b>



Do you feel that the dog waste bag receptacles are reasonably restocked and available?

Answer	0%	100%	Number of Response(s)	Response Ratio
Yes			3272	87.4 %
No			2028	54.1 %
No Response(s)			0	0.0 %
<b>Totals</b>			<b>3742</b>	<b>100%</b>





Do you bring plastic bags to restock the dispensers?

Answer	0%	100%	Number of Response(s)	Response Ratio
Yes			2041	54.5 %
No			1159	30.9 %
No Response(s)			542	14.4 %
<b>Totals</b>			<b>3742</b>	<b>100%</b>

\* Do you feel that enforcement of off-leash dogs and dog waste is adequate?

Answer	0%	100%	Number of Response(s)	Response Ratio
Yes			2306	61.6 %
No			1414	37.7 %
No Response(s)			22	<1 %
<b>Totals</b>			<b>3742</b>	<b>100%</b>

If you answered no to the above question, which of the following would you recommend (please select all that apply).

Answer	0%	100%	Number of Response(s)	Response Ratio
Increased fine			666	17.7 %
Increased enforcement staffing			872	23.3 %
Volunteers / Educational outreach			801	21.4 %
Other			481	12.8 %
<b>Totals</b>			<b>3742</b>	<b>100%</b>

Denver has a leash law, which we are not looking to eliminate. Knowing this, what types of policies would you like to see for current and future Denver Dog Parks? (mark all that apply)

Answer	0%	100%	Number of Response(s)	Response Ratio
Fenced Dog Parks			2955	78.9 %
Unfenced Permanent Dog Parks			1977	52.8 %
Unfenced Dog Areas only at Certain Hours in current portions of existing Denver Parks (for example- 6 pm to close & open to 9am), for designated off leash activity. (Exact times and Parks would have to be determined)			1817	48.5 %
Tag showing proof of voice and sight control of dog			1243	33.2 %
No Dog Parks in Denver Park land (the City should look for other land to develop			186	4.9 %
Other			305	8.1 %
<b>Totals</b>			<b>3742</b>	<b>100%</b>

The City of Denver Parks and Recreation department is looking for volunteers to be part of this Dog Park master planning effort. We are creating an advisory committee, ideally comprised of a cross-section of citizen's representing a diversity of expertise and viewpoints. Would you be interested in being part of this committee?

If yes, please explain briefly your opinion of dog issues in Denver and why you would like to be included on the advisory committee.

Answer	0%	100%	Number of Response(s)	Response Ratio
Yes			926	24.7 %
No			2759	73.7 %
No Response(s)			57	1.5 %
<b>Totals</b>			<b>3742</b>	<b>100%</b>

\* Would you be interested in being part of an Off-Leash Advocacy Group or Stewardship Committee?

Answer	0%	100%	Number of Response(s)	Response Ratio
Yes			927	24.7 %
No			2780	74.2 %
No Response(s)			35	<1 %
<b>Totals</b>			<b>3742</b>	<b>100%</b>

Would you be interested in volunteering for upkeep in the dog parks? This would include monitoring dog park conditions, educational and training opportunities, monitoring the bulletin boards, clean up (raking and shoveling in the dog park, assuring there are adequate amounts of dog waste bags, etc.). Parks ground maintenance would still be provided; however, this does not include cleaning up after dogs.

Answer	0%	100%	Number of Response(s)	Response Ratio
Yes			1023	27.3 %
No			2682	71.6 %
No Response(s)			37	<1 %
<b>Totals</b>			<b>3742</b>	<b>100%</b>

\* Would you be interested in leading fundraising efforts for improvements to your local dog park, or for the creation of new dog parks in your community?

Answer	0%	100%	Number of Response(s)	Response Ratio
Yes			662	17.6 %
No			3042	81.2 %
No Response(s)			38	1.0 %
<b>Totals</b>			<b>3742</b>	<b>100%</b>

Please answer the questions below if you are interested in being notified of future meetings and updates on the Dog Park Master Plan.

Answers	Number of Response(s)
First Name	1459
Last Name	1442
Home Phone	1158
Email Address	1456
Address 1	1210
Address 2	145
City	1306
State/Province (US/Canada)	1347
Postal Code	1340

Please share your ethnic or cultural background (optional).

Answer	0%	100%	Number of Response(s)	Response Ratio
Hispanic or Latino			120	3.2 %
African American			30	<1 %
Caucasian			2983	79.7 %
Asian			41	1.0 %
Other			138	3.6 %
No Response(s)			430	11.4 %
<b>Totals</b>			<b>3742</b>	<b>100%</b>