

Proposed Dog Park Master Plan and Policy Recommendations



Denver Parks and Recreation Advisory Board
October 14, 2010

What they want...

DOG-CRAZY DENVERITES DO NOT LIKE FENCED DOG PARKS! THEY WANT THE PARKS DEPARTMENT TO BUILD THE FENCES AROUND THE DOGLESS HUMAN ACTIVITIES AND DECLARE ALL CITY PARKS AS OFF-LEASH DOG AREAS.



DENVER
THE MILK HIGH CITY

Where does Denver rank?

Dog Parks per 100,000 Residents

FY 2007



City	Population	Number of Dog Parks	Dog Parks per 100,000 Residents
Portland, Ore.	537,081	31	5.8
Las Vegas	552,539	23	4.2
San Francisco	744,041	27	3.6
Bakersfield	308,392	7	2.3
Tampa	332,888	7	2.1
Henderson	240,614	5	2.1
St. Petersburg	248,098	5	2.0
Seattle	582,454	11	1.9
Colorado Springs	372,437	7	1.9
Austin	709,893	13	1.8
Anchorage/Anchorage Boroug	278,700	4	1.4
Albuquerque	504,949	7	1.4
Riverside, Calif.	293,761	4	1.4
Glendale, Ariz.	246,531	3	1.2
Cincinnati	332,252	4	1.2
San Diego	1,286,951	15	1.2
Lexington	270,789	3	1.1
Minneapolis	372,833	4	1.1
Denver	566,974	6	1.1
Tucson	518,956	5	1.0
Pittsburgh	312,819	3	1.0
Sacramento	453,781	4	0.9
Lincoln	241,167	2	0.8
Oakland	397,067	3	0.8
San Jose	929,936	7	0.8
New York	8,290,867	54	0.7
Fresno	466,714	3	0.6
Raleigh	356,321	2	0.6
Nashville/Davidson	552,120	3	0.5
Boston	595,698	3	0.5
Miami	404,048	2	0.5
Omaha	419,545	2	0.5
Charlotte/Mecklenburg	867,067	4	0.5
Virginia Beach	435,619	2	0.5



City	Population	Number of Dog Parks	Dog Parks per 100,000 Residents
Long Beach	472,494	2	0.4
Fort Wayne	248,637	1	0.4
Plano	255,009	1	0.4
Chicago	2,833,321	11	0.4
Indianapolis	785,597	3	0.4
St. Paul	273,535	1	0.4
Philadelphia	1,448,394	5	0.3
Stockton	290,141	1	0.3
Aurora, Colo.	303,582	1	0.3
St. Louis	353,837	1	0.3
Houston	2,169,248	6	0.3
Arlington, Tex.	367,197	1	0.3
Phoenix	1,512,986	4	0.3
Los Angeles	3,849,378	10	0.3
Cleveland	444,313	1	0.2
Kansas City, Mo.	447,306	1	0.2
Mesa	447,541	1	0.2
Honolulu/Honolulu County	905,601	2	0.2
Milwaukee/Milwaukee County	951,252	2	0.2
Atlanta	486,411	1	0.2
Oldahoma City	537,734	1	0.2
Washington, D.C.	581,530	1	0.2
El Paso	609,415	1	0.2
Dallas	1,232,940	2	0.2
Baltimore	640,961	1	0.2
San Antonio	1,296,682	2	0.2
Fort Worth	653,320	1	0.2
Memphis	670,902	1	0.1
Louisville	709,264	1	0.1
Columbus	733,203	1	0.1
Corpus Christi	285,267	0	0.0
Jersey City	241,789	0	0.0
Buffalo	276,059	0	0.0
Newark, NJ	281,402	0	0.0
Anaheim	334,425	0	0.0
Santa Ana	340,024	0	0.0
Toledo	298,446	0	0.0
Tulsa	382,872	0	0.0
Jacksonville	794,535	0	0.0
Detroit	918,849	0	0.0
Wichita	357,698	0	0.0
Total, All Cities:		353	

7/1/2008

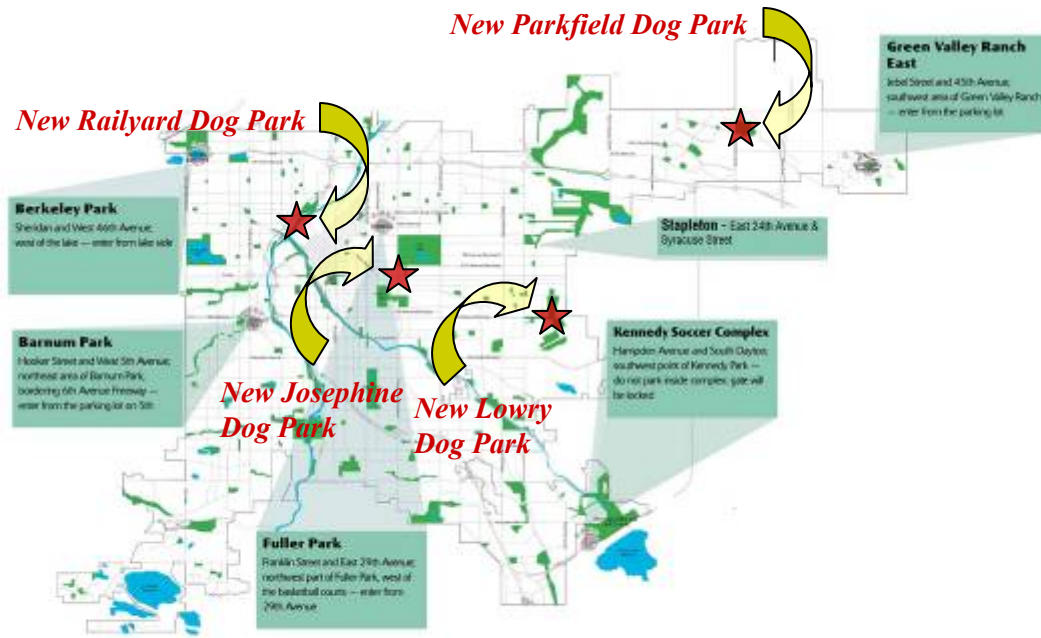
Center for City Park Excellence
www.tpl.org/ccpe

Page 1 of 3

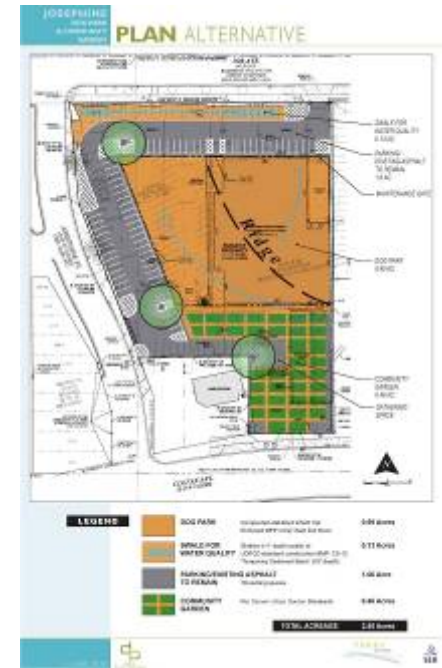


DENVER
THE MILE HIGH CITY

Elevating the number of Denver dog park facilities!



New Josephine Dog Park - 2010



New Railyard Dog Park - 2010



New Lowry Dog Park - 2011




New Parkfield Dog Park - 2011



Master Plan Highlights and Policy Recommendations

Upgrading Existing Facilities

- Basic improvements slated for Denver's six existing dog parks.
- Drainage issues, turf restoration, shade and water considerations, and new plantings.
- Facilities in need of upgrades include Fuller Dog Park, Berkeley Dog Park, Stapleton Greenway Dog Park, Barnum Dog Park, and Kennedy Dog Park
- \$200,000 in capital funds committed for upgrades in 2010.
- Denver Parks is working with budget office to dedicate a similar amount of funding for 2011.



Master Plan Highlights and Policy Recommendations

Improving Field Staffing Levels and Education / Enforcement

- Fees
 - \$25 annual resident user fee / \$40 annual non-resident user fee.
 - Volunteer option with Partnership Group & Stewardship Program.
 - Fees cover Park Ranger (Education) / Animal Control Officer (Enforcement), construction, and maintenance.
- Fines
 - For no proof of rabies certificate.
 - For providing false information to an Animal Control Officer.
 - For failure to display a dog license / user tag.
- Form of Owner Responsibility
 - Dog park rules / regulations and educational materials on licensing and vaccination.
 - Separate vaccination from licensing





Master Plan Highlights and Policy Recommendations

Stronger Citizen Participation and Partnerships

- Responsibility / Law abiding
 - Send message of success to citizens and officials.
- Education and information sharing
- Assist with education of monitoring and clean-up system
 - Continued education on RYG facility status system.
- Fundraising and communication
 - Outreach opportunities through newsletters.
 - Public meeting updates.
 - Assist with funding of special amenities.

Denver D.O.G President – Julie Wheelless
Denver D.O.G Vice-President – Julie Stahl
Denver D.O.G Board Member – Cathy Calder

