

WESTWOOD REPORTED OFFENSES


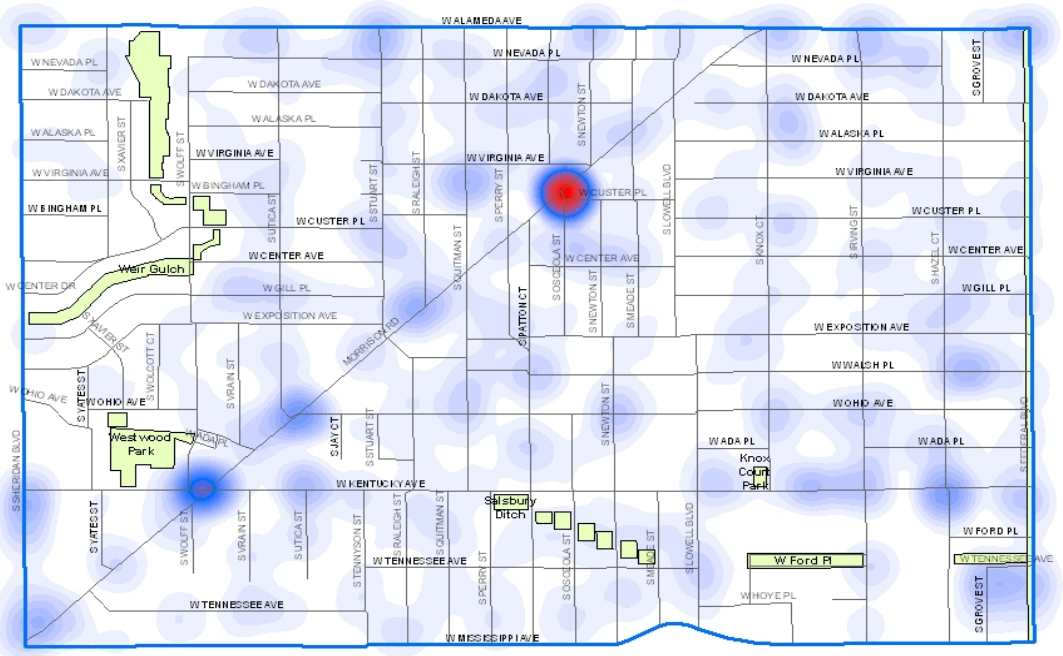

WESTWOOD

TYPE OF CRIME		Jan-Dec, 2007		Jan-Dec, 2008		CHANGE	
		#	%	#	%	#	%
Part 1 Persons	Homicide	2	0.2%	1	0.1%	-1	-50.0%
	Sexual Assault	17	1.7%	12	1.4%	-5	-29.4%
	Robbery	36	3.6%	27	3.1%	-9	-25.0%
	Aggravated Assault	82	8.3%	65	7.4%	-17	-20.7%
SUBTOTAL		137	13.9%	105	11.9%	-32	-23.4%
Part 1 Property	Burglary	132	13.4%	130	14.7%	-2	-1.5%
	Larceny (Except Theft from Motor Veh)	53	5.4%	51	5.8%	-2	-3.8%
	Larceny (Theft from Motor Vehicle)	69	7.0%	82	9.3%	13	18.8%
	Auto Theft	173	17.5%	126	14.3%	-47	-27.2%
	Arson	9	0.9%	6	0.7%	-3	-33.3%
SUBTOTAL		436	44.2%	395	44.7%	-41	-9.4%
PART 1 TOTAL		573	58.1%	500	56.6%	-73	-12.7%
Other Crimes Against Persons	Other Assaults	58	5.9%	50	5.7%	-8	-13.8%
	Other Sex Offenses	27	2.7%	22	2.5%	-5	-18.5%
	Against Family/Child	10	1.0%	14	1.6%	4	40.0%
SUBTOTAL		95	9.6%	86	9.7%	-9	-9.5%
Public Disorder Crimes	Criminal Mischief	176	17.8%	172	19.5%	-4	-2.3%
	Prostitution and Commercialized Vice	1	0.1%	0	0.0%	-1	-100.0%
	Disorderly Conduct	15	1.5%	14	1.6%	-1	-6.7%
SUBTOTAL		192	19.5%	186	21.1%	-6	-3.1%
Drug and Alcohol	Drug Abuse Violations	67	6.8%	39	4.4%	-28	-41.8%
	Liquor Law Violations	0	0.0%	0	0.0%	0	NA
SUBTOTAL		67	6.8%	39	4.4%	-28	-41.8%
White Collar Crimes	Forgery and Counterfeiting	8	0.8%	4	0.5%	-4	-50.0%
	Fraud	28	2.8%	45	5.1%	17	60.7%
	Embezzlement	1	0.1%	1	0.1%	0	0.0%
SUBTOTAL		37	3.7%	50	5.7%	13	35.1%
All Other Crimes	Stolen Property	0	0.0%	0	0.0%	0	NA
	Weapons	7	0.7%	5	0.6%	-2	-28.6%
	All Other Offenses	16	1.6%	17	1.9%	1	6.3%
SUBTOTAL		23	2.3%	22	2.5%	-1	-4.3%
PART 2 TOTAL		414	41.9%	383	43.4%	-31	-7.5%
TOTAL		987	100.0%	883	100.0%	-104	-10.5%

Legend

Westwood - Jan - Dec, 2008
Density of Reported Crime

Low Density



All files utilized in the creation of this report are dynamic. Dynamic files allow additions, deletions and/or modifications at any time, resulting in more complete and accurate records in the databases. Due to continuous data entry after reports are compiled, numbers may vary in previous or subsequent reports. Data downloaded 01/07/2009.