
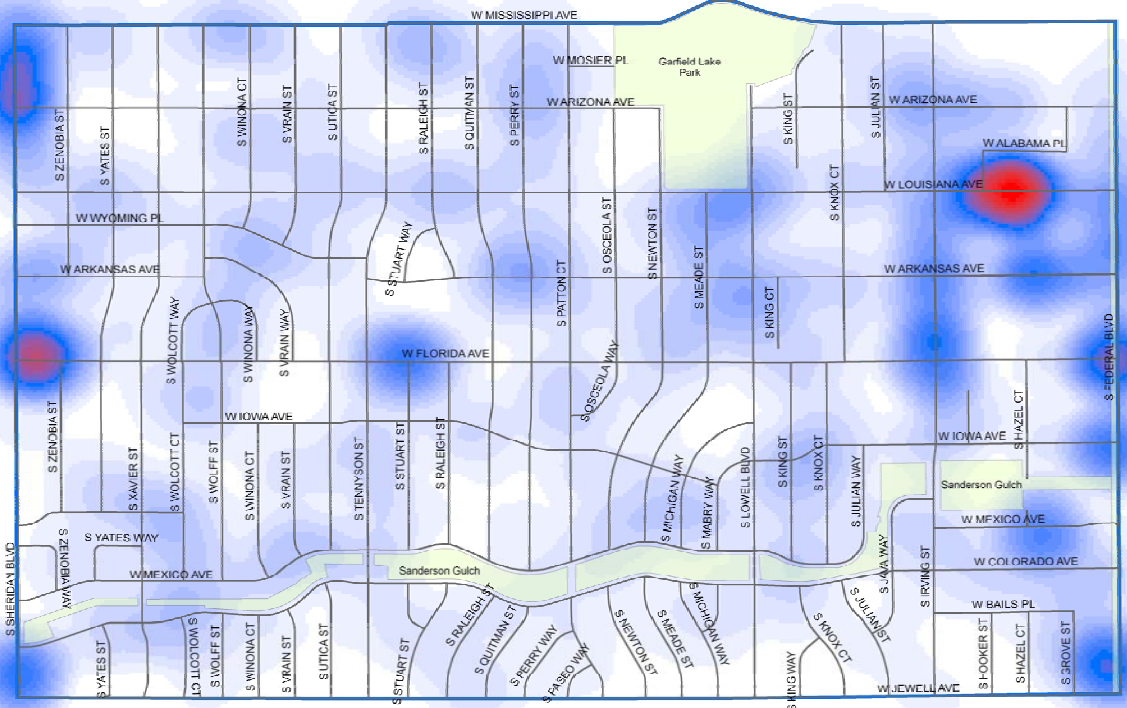



MAR LEE REPORTED OFFENSES

MAR LEE

TYPE OF CRIME		2005		2006		CHANGE	
		#	%	#	%	#	%
Part 1 Persons	Homicide	0	0.0%	0	0.0%	0	NA
	Sexual Assault	9	1.1%	8	1.1%	-1	-11.1%
	Robbery	23	2.7%	9	1.2%	-14	-60.9%
	Aggravated Assault	35	4.1%	45	5.9%	10	28.6%
SUBTOTAL		67	7.9%	62	8.1%	-5	-7.5%
Part 1 Property	Burglary	94	11.0%	89	11.7%	-5	-5.3%
	Larceny (Except Theft from Motor Veh)	84	9.8%	79	10.4%	-5	-6.0%
	Larceny (Theft from Motor Vehicle)	152	17.8%	123	16.2%	-29	-19.1%
	Auto Theft	168	19.7%	138	18.1%	-30	-17.9%
	Arson	5	0.6%	6	0.8%	1	20.0%
SUBTOTAL		503	59.0%	435	57.2%	-68	-13.5%
PART 1 TOTAL		570	66.8%	497	65.3%	-73	-12.8%
Other Crimes Against Persons	Other Assaults	53	6.2%	20	2.6%	-33	-62.3%
	Other Sex Offenses	15	1.8%	18	2.4%	3	20.0%
	Against Family/Child	5	0.6%	8	1.1%	3	60.0%
SUBTOTAL		73	8.6%	46	6.0%	-27	-37.0%
Public Disorder Crimes	Criminal Mischief	133	15.6%	131	17.2%	-2	-1.5%
	Prostitution and Commercialized Vice	0	0.0%	1	0.1%	1	NA
	Disorderly Conduct	12	1.4%	8	1.1%	-4	-33.3%
SUBTOTAL		145	17.0%	140	18.4%	-5	-3.4%
Drug and Alcohol	Drug Abuse Violations	22	2.6%	30	3.9%	8	36.4%
	Liquor Law Violations	0	0.0%	0	0.0%	0	NA
SUBTOTAL		22	2.6%	30	3.9%	8	36.4%
White Collar Crimes	Forgery and Counterfeiting	10	1.2%	9	1.2%	-1	-10.0%
	Fraud	17	2.0%	20	2.6%	3	17.6%
	Embezzlement	0	0.0%	2	0.3%	2	NA
SUBTOTAL		27	3.2%	31	4.1%	4	14.8%
All Other Crimes	Stolen Property	2	0.2%	1	0.1%	-1	-50.0%
	Weapons	4	0.5%	5	0.7%	1	25.0%
	All Other Offenses	10	1.2%	11	1.4%	1	10.0%
SUBTOTAL		16	1.9%	17	2.2%	1	6.3%
PART 2 TOTAL		283	33.2%	264	34.7%	-19	-6.7%
TOTAL		853	100.0%	761	100.0%	-92	-10.8%

Density of Total Crime 2006



All files utilized in the creation of this report are dynamic. Dynamic files allow additions, deletions and/or modifications at any time, resulting in more complete and accurate records in the databases. Due to continuous data entry after reports are compiled, numbers may vary in previous or subsequent reports. Data downloaded 1/26/07.